




**GOOD
DESIGN**

**INDIA
DESIGN
MARK**

Catalogue 2017 & 2018





India Design Mark is a design standard, a symbol, which recognises good design. India Design Council grants India Design Mark after evaluating good design through a systematised process. India Design Mark is initiated in cooperation with Good Design Award, Japan.

India Design Mark is granted and administered by India Design Council, which is an autonomous body of the Government of India and established under the aegis of the Department of Industrial Policy and Promotion, Ministry of Commerce and Industry. India Design Council is a strategic body for multi disciplinary design. It envisions to make the Indian industry a design enabled industry. For more information visit www.indiadesigncouncil.org.

India Design Mark symbol is a trustworthy indicator of excellence. India Design Mark provides strong differentiation and market positioning as a design and innovation leader. Through India Design Mark, the India Design Council seeks to inspire Indian manufacturers to bring to market well designed products that enrich the lives of people.





INDEX

Published by

India Design Council
C/o National Institute of Design, Paldi, Ahmedabad 380 007
Tel.: 079-26623082
Email: msidc@nid.edu
Web.: www.indiadesigncouncil.org

Editing: Hrridaysh Deshpande

Design: Therefore Design Pvt. Ltd.

© India Design Council, 2018

All rights reserved. No part of this document may be reproduced, stored, adapted, or transmitted, in any form, or by any means, electronic, mechanical, photocopying, recording, or otherwise, or translated in any language or performed or communicated to the public in any manner whatsoever, or any cinematographic film or sound recording made, without the prior written permission of the copyright holders. The information presented in this publication has been compiled from various published and electronically available primary and secondary sources.

India Design Council makes every effort to ensure the accuracy of information presented in this document. However, neither India Design Council nor any of its office bearers or employees can be held responsible for any financial consequences arising out of the use of information provided herein.

■ **06 - 07**
Jury 2017

▲ **08 - 09**
Jury 2018

■ **10 - 149**
I Mark Recipients 2017

▲ **150 - 291**
I Mark Recipients 2018



JURY 2017



Stage 1

CHETAN SOHRAB
Team Lead, Industrial Design
LG Electronics India Pvt. Ltd.

MAHENDRA PATIL
Senior Designer
GE Healthcare

NARENDRA GHATE
Chief Designer
Tata Elxsi

SANDEEP PAUL
Founder Director
Paul Studio

VENKAT EGA
Associate Vice President
Godrej Interio; Godrej &
Boyce Mfg. Co. Ltd

VASANT DEWAJI
Vice President - Design
VIP Industries Ltd

ABHIJIT BANSOD
Founder + Principal Designer
Studio ABD

ASHISH DESHPANDE
Director
Elephant Strategy + Design

SATISH GOKHALE
Director
Design Directions Pvt. Ltd.

SHRIKANT NIVSARKAR
Principal Designers
Nivsarkar Consultants

RAMAN SAXENA
Co-founder
USID Foundation

VISHAL SATHIVADA
Senior Designer
Hettich India

ABHINAV TIWARI
Chief Design Officer
Lumium Design

PRAKASH UNAKAL
Sr. Associate Dean
Welingkar Institute
of Management

NIJOO DUBE
Coordinator,
Design for Retail Experience
National Institute of Design

SAMRAT NAVLE
Principal Designer, UX
Samsung Design

S. BALARAM
Dean
DJ Academy of Design

JURY 2017



Stage 2

PRADYUMNA VYAS
Jury Chairman
Member Secretary,
India Design Council
& Director,
National Institute of Design

SONIA MANCHANDA
Co-founder & Principal Designer
Spread Design Innovation

PIYUSH SRIVASTAVA
Additional Development
Commissioner
Ministry of MSME
Government of India

SATISH GOKHALE
Director
Design Directions Pvt. Ltd.

SHRIKANT NIVSARKAR
Principal Architect & Designer
Nivsarkar Consultants

MAHENDRA CHAUHAN
Sr. Design Manager & Team Head
Titan Industries

ANJAN DAS
Executive Director
Confederation of Indian Industry

TANAY KUMAR
CEO & Co-founder
Fractal Ink

HARSH MANRAO
Director
Figments Inc.


JITENDRA RAJPUT
Head
Design Clinic Scheme for MSME's

HIDEICHI MISONO
Consultant at Toyota Shanghai
Design Centre and
Board Member at Japan
Industrial Designers Association

MAKIKO TSUMURA
International Manager
Japan Institute of Design Promotion

RAJSHREE PATHY
Founder
India Design Forum

S. BALARAM
Founder Dean
DJ Academy of Design



JURY 2018



Stage 1

CHETAN SOHRAB
Team Lead, Industrial Design
LG Electronics India Pvt. Ltd.

MAHENDRA PATIL
Senior Designer
GE Healthcare

NARENDRA GHATE
Chief designer
Tata Elxsi

SANDEEP PAUL
Founder Director
Paul Studio

VENKAT EGA
Associate Vice President
Godrej Interio;
Godrej & Boyce Mfg. Co. Ltd

VASANT DEWAJI
Vice President - Design
VIP Industries Ltd

ABHIJIT BANSOD
Founder + Principal Designer
Studio ABD

ASHISH DESHPANDE
Director
Elephant Strategy + Design

SATISH GOKHALE
Director
Design Directions Pvt. Ltd.

SHRIKANT NIVSARKAR
Principal Designers
Nivsarkar Consultants

RAMAN SAXENA
Co-founder
USID Foundation

SHRIBALKRISHNA PATIL
Innovation Strategist

ABHINAV TIWARI
Chief Design Officer
Lumium Design

NIJOO DUBE
Coordinator,
Design for Retail Experience
National Institute of Design

SAMRAT NAVLE
Principal Designer, UX
Samsung Design

S. BALARAM
Dean
DJ Academy of Design

ABHIJIT TAKLE
Director
Neodes

ANUJ PRASAD
Founder/CEO
Desmania Design Pvt. Ltd

MAHENDRA CHAUHAN
Design Manager
Titan Company Limited

MAHENDRA CHAUHAN
Design Manager
Titan Company Limited

RAJESH SANGEWAR
Head-Product Design
& Development
Wipro Enterprises P Ltd
Lighting Div

SANBID GOLUI
Director
DesignLipi Projects Pvt. Ltd.

SUSHANT JENA
Vice President
Design & Development
TI Cycles of India

SHASHANK MEHTA
Principal Faculty, Industrial Design
National Institute of Design

VIPUL VINZUDA
Activity Vice-Chairperson,
Integrated Design Services
National Institute of Design

SATISH GOKHALE
Director
Design Directions Pvt. Ltd.

SONIA MANCHANDA
Founding Partner
Spread Design + Learning

ABHIJIT BANSOD
Founder + Principal Designer
Studio ABD

AMARESH CHAKRABARTI
Professor and Chairperson
Centre for Product Design
and Manufacturing
Indian Institute of Science

DARSHAN GANDHI
Head: Design
Godrej Consumer Products Ltd.

RAMESH MANICKAM
Design Director
Centroid Design Pvt. Ltd.

JURY 2018



Stage 2

PRADYUMNA VYAS
Jury Chairman
Director, National Institute
of Design and
Member Secretary,
India Design Council

APEX LIN
Project Director
Taiwan International Student
Design Competition

SRINI SRINIVASAN
President Elect,
World Design Organisation
CEO, Lumium

ASHISH DESHPANDE
Director
Elephant Strategy + Design

SHRIKANT NIVSARKAR
Principal Designer
Nivsakar Consultants

RAJSHREE PATHY
Chairperson
India Design Forum

YOSHIHARU SUGAWARA
President
GK Dynamics Incorporated

S. BALARAM
Dean
DJ Academy of Design

RAVI SHANKAR
Principal Faculty,
Universal Design Program
National Institute of Design,
Bangalore


SHRIBALKRISHNA PATIL
Innovation Strategist

MD. SADIQ
Chief Scientist
Shoe & Product Design Centre
Central Leather Research Institute

CHANDRASHEKHAR VYAWAHARE
Director
Futuring Design Pvt. Ltd.

JITENDRA RAJPUT
Head
Design Clinic Scheme for MSME

HO KIM
Senior Designer (Head of Office)
Samsung Design Delhi





I Mark Recipients 2017





Adventa Series Fume Hood


Manufactured by : Labguard India Pvt. Ltd.
Designed by : Prakash Sitaram Sansare

Adventa Fume Hood is used in QC/R & D labs of Pharma & Chemical companies. It is a local ventilation device designed to limit exposure to hazardous or toxic fumes, vapours or dusts. It is typically a large piece of equipment enclosing five sides of work area with worktop & movable front sash of toughened glass.

The Adventa Fume Hood is ASHRAE 110:1995 & EN - 14175:2003 compliant with a unique smart auto sash system. It has an auto fire extinguisher system, a boltless design, easy front access for maintenance of wet/ dry services and electricals.

The product's advanced aerodynamic construction active kinetics lead to rapid exhaust, high performance and high savings.

The Adventa Fume Hood makes a low level of noise during operation and handy utility knobs. The Variable Airflow (VAV) and Quantum flow system is optional in the Adventa Fume Hood.





Versa Range

Manufactured by : Godrej Interio


Designed by : Venkat. EGA

VERSA is a platform based work chair range offering variety in size, finish and comfort adjustments. 'Versatile' and 'robust' are the key attributes of the chair. The chair spine design offers freedom to create variety in offering. The adjustment features makes it an ergonomic seating solution for all users.

The Versa range is available in a choice of black profile with a variety of upholstery finishes - leatherette, natural leather, fabric, mesh, spacer and foam laminated in three varieties - High Black, Mid Black, and Visitor, adding up to 17 SKUs. This adheres to the same set of design specifications that address the need for complete heirarchy in offering.

It provides comfort to various categories of users due to its versatile adjustment features. The Active Bio-Synchro(TM) Mechanism with Auto-Tilt Tension allows the user to recline in 5 different back tilt angle positions, which adjust automatically as per the weight of the user. Its back height supports the user's full back and height adjustment offers alignment with the user's body contours.

Versa's platform design facilitates inventory and production cost reductions by keeping mass produced tool intensive parts common to all SKUs and still offer variety in profiles.






Discover School Desk + Chair

Manufactured by : Godrej Interio

Designed by : Venkat. EGA

Ergonomically designed, Discover desks and chairs make for a perfect ensemble in creation of an engaging study environment. Flexible to execute with finesse, discover not only empowers the process of creating a classroom set up, but also provides immense comfort and ease to students.

The foot rest of Discover provides for a comfortable seating for long lecture sessions and is an integral part of the structure of the desk. The storage under the seat provides an apt space for school bags, thus freeing aisle space. The desk ledge on the front end helps in a common activity found in classrooms of copying text from a book or tablet by propping it up like a library stand. This ledge also has a compartment to store stationery.





Wish Habitat

Manufactured by : Godrej Interio


Designed by : Venkat. EGA

Wish Habitat is a versatile system that supports various activity needs at work. The workstation empowers users to re-arrange their furniture for focused work or across desk meets within their workspace. This makes the system flexible for varied job profiles and takes care of introvert and extrovert workers.

Foldable, stackable mobile desks along with mobile marker boards and portable task light create intuitive spaces that save up to 10% of real estate space, since these elements enable efficient layout designs. About 35% of the desks remain idle at any point of time in offices, due to absenteeism, people on site jobs, or in meeting spaces in the same office.

Wish Habitat takes advantage of this fact to effectively multi use the space in an office setting. For instance, desks can be easily re-arranged for impromptu meets, or conference and training room settings. Contingency spaces like a space for newly joined employee or interns and trainees can be easily accommodated with clever layout designs.

Based on a familiar simple grid layout to avoid chaos, Wish Habitat gives clever versatility of tools to the architects and in turn to the users.





Rapid Neo-emergency and Recovery Trolley

Manufactured by : Godrej Interio


Designed by : Venkat. EGA

Rapid Neo - Emergency and Recovery Trolley is a height adjustable platform on wheels, which helps in transferring the patient from the ambulance to the casualty and also for internal transfers within hospitals. The highlighting features include height adjustability, fail safe mechanism, X-ray permeable platform, detachable patient lying surface and Trendelenburg and reverse Trendelenburg.

The Fail Safe mechanism in the Rapid Neo - Emergency and Recovery Trolley is uniquely designed with a self-locking system (Dual Gas-Spring safety lock) in case of gas spring failure. It prevents the collapse of the bed frame during gas spring failure. Its swivel type side rails come with a side rail with a locking mechanism, which locks it after it is lowered down. This prevents any injury caused due to dangling side rails during movement of the trolley.

The top surface of the Rapid Neo - Emergency and Recovery Trolley, which is used for the patient to rest is completely x ray permeable and made of compact laminate. When the patient is lying down, it allows for the patient lying surface to be detached and used as a stretcher, which is made using oblong cross sections, thereby preventing any injury while handling the stretcher. The mattress is fixed to the frame, preventing change in (mattress) position while carrying a patient.

In order to enable patient blood flow and regulate the same, the Rapid Neo - Emergency and Recovery Trolley can be adjusted to 15° Trendelenburg and 8° reverse Trendelenburg angles.





Mellow


Manufactured by : Godrej Interio

Designed by : Venkat. EGA

Mellow is a sofa designed for living spaces, to create a warm and welcoming environment. The Mellow sofa has single, double and three seater configurations and offers just the right mix of softness and firmness required for long seating hours.

Mellow is an innovation in terms of manufacturing. Using the Platform strategy, it is designed as 3 independent components - the seat, the backrest and the armrests. Each of these parts are made separately and assembled. This strategy improves the quality of the finished product and helps in easy storage and transportation of the product. Its two-part backrest provides generous lumbar support and upper back support. Mellow is an ergonomic offering that is designed to suit all body types.

Mellow is designed with clean lines and subtle curves. This helps the sofa blend in with the décor of most modern urban homes. The dual color tone gives it recall and character. The sofa is designed to be a comfortable for a range of activities like socialising, reading and relaxing. Mellow helps the user remain engaged in the activity rather than the object.





Harbour

Manufactured by : Godrej Interio


Designed by : Venkat. EGA

Harbour attempts to redefine the concept of the living space by providing a relaxed seating experience that enables multiple postures and activities. The product is designed with clean modern lines, complemented by subtle angles. Colour and form have been used to divide the volumes of the sofa and play with scale.

In terms of ergonomics and comfort the high backrest, inclined armrests and the side wing supports help the user to occupy Harbour in a variety of comfortable postures. The back rest is divided into 3 sections - the side wing support, the upper back, the lower lumbar. The side wing support has a soft contour, which helps in supporting a variety of neck profiles.

The design language of Harbour is styled on modern, minimal and functional design principles. It avoids the use of any decorative elements. Straight lines and subtle angles help in imparting a character and uniqueness to the sofa.

For the platform strategy, the seat structure for the single seat and three seat was standardised. The backrest and armrest were designed to be separate parts that can be assembled post finishing. The breaking down of the sofa into functional components made it possible to manufacture parts in parallel operations.





Ambit Work From Home Ecosystem

Manufactured by : Godrej Interio


Designed by : Venkat. EGA

Ambit is a furniture ecosystem designed to foster a work from home culture. Each element in the ecosystem has a unique function. When combined with other elements, it creates an environment conducive to a multitude of activities, suited for work and home spaces.

Ambit has been designed to be flexible and its range of products can be bought and combined in numerous combinations, giving the user the opportunity to build a positive work environment at home and ensuring productivity and convenience at the same time.

In terms of design, Ambit captures the feeling of warmth and comfort that is synonymous with homes. The material and fabrics were chosen to explicitly express this recall. Ambit has been designed to cater to the growing needs of a work-from-home setup and balances the much required disconnect from home without having to isolate the user from his/ her surroundings.

Ambit is very ergonomic, with its ecosystem offering 3 different sizes of work surfaces, enabling the user to switch from one posture to another with ease. This allows for a range of comfortable postures for reading, writing and working on the laptop.





Shift Mortise Handle Combipack

Manufactured by : Godrej Locking Solutions
and Systems


Designed by : Lockss Design Team

Shift Mortise Handle Combipack has been designed to satisfy aesthetics and enhance beauty of door decor. Concealed fixing screws provide a clean look and enhance aesthetics. The product is intended for both outdoor and indoor applications like main doors in residential and commercial establishments, bedroom doors, hotel room doors and jewellery shops.

The unique handle design of the Shift Mortise is simple and robust, with cross section tapering from base to end, making its grip comfortable for users from all age groups. The cover plate is designed to lend a unique contemporary look, flat on frontal view, reducing the complexity while manufacturing. The finishing also gives a strong and sturdy look to the assembly, making it a style statement in the mortise segment.

The concealed fixing screws provide a clean look when viewed from front. The handle is difficult to open by regular means and anti-theft screws ensure sturdiness and safety from vandalism and tampering.

The Shift Mortise is suitable for left-handed and right-handed doors, inside and outside opening doors, eliminating the need of two different variants. The Handle assembly is suitable for 28 mm to 50 mm thick doors, thereby covering a large range of doors available in India. The soft edges with sufficient fillet ensure safety during usage.





Caress Mortise Handle

Manufactured by : Godrej Locking Solutions and Systems


Designed by : Lockss Design Team

Caress Mortise Handle has been designed to satisfy aesthetics needs and enhance beauty of door decor. Concealed fixing screws provide clean look and enhance aesthetics. The product is intended for both outdoor and indoor applications like main doors in residential and commercial establishments, bedroom doors, hotel room doors and jewellery shops.

The unique Handle design of the Caress Mortise is a simple and sleek concept with optimum cross section of 18 mm X 12 mm, making its grip comfortable for users of all age groups. The Innovative handle mechanism does not have any handle rose, and the complete handle is fixed on a sleek mounting mechanism, which is fixed on to the door.

The Retrofit handle mechanism is long lasting and also gives additional advantage of improved serviceability. The concealed fixing screws provide a clean look when viewed from front. The handle is difficult to open by regular means and anti-theft screws ensure sturdiness and safety from vandalism and tampering.

The Caress Mortise is suitable for left-handed and right-handed doors, inside and outside opening doors, therefore eliminating the need of two different variants. The handle assembly is suitable for 28 mm to 55 mm thick doors, thereby covering a large range of doors available in India. The soft edges with sufficient fillet, ensure safety during usage.





Performer

Manufactured by : Wipro Enterprises Ltd.


Designed by : Gokul R Pillai

An integrated two-seater desk cum bench that is ideally suited for modern classrooms, Performer has been designed keeping in mind high user safety. Its round top edges make it safe, while the angled table top gives comfort when writing. Performer is therefore completely free from any sharp edges and is sturdy, employing robust construction for durability.

The Performer is an integrated table and seating system for classrooms and examination halls. It is a sturdy, durable, colourful and streamlined product. Its structure is minimalistic and differentiated by styling, a dash of colours and added functionalities. Performer is available in a two-seat configuration and its open structure aids in easy ingress and egress. The table tops are inclined, with smooth rounded corners for maximum user comfort.

The seat and back angles of the Performer are designed for comfortable seating, when the user is busy reading or writing at the desk. Its leg structure is simple in construction and light in appeal. The oval shaped pipe structure takes care of safety and ergonomic requirements in institutional spaces. The entire under structure is made out of Mild steel and its stylish leg shoe is designed to give ample support to the leg section.

Keeping user comfort in mind, special accessories like a bag hook, book shelf have also been included in the Performer.





Vibrant NXT


Manufactured by : Wipro Enterprises Ltd.

Designed by : Gokul R Pillai

Vibrant NXT is a panel based modular office furniture system for the transforming offices of today and tomorrow that are evolving from traditional setups to new age offices spaces. It is a one-of-its-kind partition system with trendy and contemporary appeal in its visual elements such as the trims, caps, leg design, selection of fabric and satin finish powder coating. The flexibility of the Vibrant NXT system allows one to plan varied office layouts, ranging from conservative office setups to open offices and contemporary setups. This wide range covers banks, government offices to IT-eS, IT, R&D centres and business HQs.

Vibrant NXY makes it possible to create configurations such as linear workstations, L-shaped workstations, half cabins, discussion tables (sit stand), waiting lounges, etc. in isolation or in combination.

The flat trims with accessory hang-on grooves running along the full panel width, lend a very contemporary look to Vibrant NXT. It is equipped with hand-on accessories such as a white board, name plate, planters and magnetic board, allowing quick personalisation of the desk unit evoking a sense of belongingness. The unique leg design with translucent leg bush and leveller make Vibrant NXT look light and modern. The openable hinged bottom raceway makes wire management easy while in terms of aesthetics, the product features the use of pre-lam MDF, fabric, magnetic tiles, etc. Staggered tile heights offer varied levels of privacy, within the same layout and same workstation and any point of time post the installation, allows for extension frames to be added for enhanced privacy. Vibrant NXT is a sturdy product that requires very little maintenance.





The Bounce


Manufactured by : Kieraya Furnishing Solutions Pvt. Ltd.

Designed by : Keyur Vinodchandra Zaveri

The Bounce is a unique lifestyle offering that gives customers many uses in one product. Being light and multi-functional, it can be moved around and set up in multiple ways. Its simple and clean design fits into any setting, even shared spaces. The Bounce is the ultimate way to chill.

Each square-shaped, super-sized cushion of the Bounce is a large foam block, composed of 7 layers. The outer layers are made of Molfino upholstery fabric and include kora lining. A sandwich of 4" foam, coir composite material and 2" foam are topped off with a layer of softy material for that added softness on top that encourages prolonged sitting.

The Bounce can be rearranged in multiple combinations, depending on the extent of seating that is required.





Entity

Manufactured by : Wipro Enterprises Ltd.


Designed by : Gokul R Pillai

Entity is a strategically designed chair that increases user comfort over long working hours. Elegantly designed and timeless, the back and seat profiles appeal to corporate users instantly. Advanced automatic weight sensing mechanisms eliminate the need to adjust the back tilt tension, thereby making Entity very intuitive and comfortable for users.

Entity is a refined chair, designed for modern work spaces and is a mark of timeless, well-designed aesthetics. The chair deftly integrates an automatic weight sensing mechanism with breathable mesh back support that maintains a very simplistic, yet corporate look.

The automatic weight sensing mechanism eliminates wrongly adjusted back tension and chronic back aches that arise from the fact that the user may not adjust the tension knob on the chair. In the Entity, the automatic weight sensing mechanism calibrates itself with the user's weight and allows the user to recline at ease with not even a single kilogram extra load on the back. The height adjustable arms help the user to move the arms at the required height and give consistent support to elbows while working, leaving the arms relaxed.

The ease of use, serviceability and transport, were the factors considered during the designing process.





Fly - On


Manufactured by : Wipro Enterprises Ltd.

Designed by : Gokul R Pillai

Fly - On is a sleek task chair, much more advanced from regular seating offerings. This product is an outcome of extensive research done to understand office requirements where chairs are used and can be replaced with smart, sleek and more conversable chairs as per modern requirements.

Fly - On is a much refined chair for modern work spaces, with improved back profile and smart features. The innovation has been brought about by understanding the current product availability in the segment and challenging ourselves to innovate a sleek and new look to the workspace, which has never been seen before.

Covering standards of ergonomics the challenge in design was to create a sleek and refined product. The sleek round edges enhance the visual appeal of the chair considerably. The height adjustable arm helps the user move his/ her arms at the required height and give consistent support to elbows while working, leaving the arms relaxed. The ease of use, serviceability, replacement and transport, were the factors considered during the designing process.





Krest Kulture


Manufactured by : Cosmo Electro Industries Pvt. Ltd.

Designed by : Mitika Kabra

Krest Kulture is a series of cover-frames, which are used for enhancing the aesthetic appeal of switches and wiring accessories in addition to ingress protection. It takes aesthetic inspiration from life's several facets. From Mother Nature to African tribal art, it presents an interesting, engaging and deeply connecting bond with life.

The cover frames of Krest Kulture have been used as a medium of expression; bridging handmade and other qualities that come with it - empathy, emotion, love, care with the fast-paced digital world. Art enables you to express; pause and feel in this fast-paced virtual world.

The continuous patterns and tactile feel in the designs evoke harmony and create a sense of wellbeing at a sublime level. Krest Kulture has been guided by the philosophy that art enriches the mind, frees you and yet bonds with you - a bond of love, and therefore sustainability. When a product has a handmade feel, the consumer feels love for it and cares for the product, choosing not to keep replacing it with newer counterparts. This in turn reduces carbon footprints and a consumerist attitude. Krest Kulture employs materials that are RoHS compliant, manufactured using completely environment friendly processes.






Edge Pro Semi-Automatic Washing Machine

Manufactured by : Godrej & Boyce Mfg. Co. Ltd.
Designed by : Yohan Sohrab Engineer

The Edge Pro Semi-automatic Washing Machine range has been developed based on deep insights obtained by studying typical Indian consumers, in an attempt to meet their critical needs, expectations and aspirations. The product's contemporary shape and form offer appealing aesthetics, various utilitarian, unique and first-of-its-kind features that offer increased user convenience.

The Edge Pro Semi-automatic Washing Machine comprises of Aqua Jet Pulsator, an aerodynamic design with 2.5-inch depth that offers larger surface area to powerfully agitate laundry by ensuring detergent rich water penetrates into the cloth fabric and loosens stains for better wash quality.

The multi-utility tray with scrubber provides convenience to the consumer to handle multiple laundry tasks like scrubbing stubborn stains and sorting and carrying clothes post drying cycle. The detergent box is a unique and innovative feature that adds convenience by providing a dedicated space to store all washing essential like detergent, softener etc. The soap dish provides dedicated space to store washing essentials while the cable winding attachment adds a safety feature of avoiding power cord damage by placing the power cord routing and accessible winder by the side of the product.






Duplex Bucket

Manufactured by : Hamilton Housewares Pvt. Ltd.

Designed by : Hamilton Housewares Design Team

The Duplex Bucket, a first of its kind in the Indian market, is placed in the premium category. It has a dual tone aesthetic having a graphical pattern inspired from pebbles found in the natural water reservoirs. The pattern consists of transparent and opaque areas on its surface.

The pattern of transparent pebbles on the surface of the Duplex Bucket provides the user a feeling of purity and freshness. It also relates to the pristine quality of water available in the natural fresh water sources. At the point of purchase, the Duplex Bucket is an attraction for prospective buyers of other Hamilton household products. Learning from the successful implementation of this innovative design of the Duplex Bucket will help the organisation explore similar technology in other product categories. The pebble pattern was also designed to allow sufficient flow of the opaque molten plastic material in the mould through the pre-moulded transparent part containing pebble shaped projections. The challenge of avoiding flashes was overcome by employing precision controlled moulds and processing.






Microwow Casserole

Manufactured by : Hamilton Housewares Pvt. Ltd.
Designed by : Hamilton Housewares Design Team

‘Microwow’ is the first insulated casserole in the Indian market, that is microwave safe (without lid) and dishwasher safe. It is a premium category product for Indian households and also the export market. It facilitates reheating of food stored in it by placing it directly inside a microwave oven.

Microwow aptly serves today’s foodie, health conscious population that has irregular meal timings owing to their busy, activity-packed lifestyle. Unlike conventional insulated casseroles, it eliminates the need to transfer food stored in it to a separate container for reheating. With the lid placed aside, it can be directly placed in a microwave oven for reheating the food stored in it. Thus, it helps people enjoy steaming hot food any time they hit the dinner table. Microwow is dishwasher safe and is enabled by using insert moulding and spin welding techniques in its assembly, instead of snap fit joints between the parts. Available in 3 different sizes, Microwow has a contemporary aesthetic, signifying efficiency and modernity and a familiar character of a ‘Handi’.

The innovative concept of Microwow, has helped Hamilton establish itself as a leader in innovation in the housewares market.





Sony HT-RT3

Manufactured by : Sony Corporation
Designed by : Dave Lim Kok Keong


A 5.1ch real surround Home Theatre System designed exclusively for the India market, HT-RT3 is the perfect replacement for the conventional multi-speakers system. Combining the sleekness of a sound-bar and the immersive surround sound capability from the two rear speakers and a subwoofer, HT-RT3 definitely comprises the best of both worlds.

The iconic design of SONY HT - RT3 clearly communicates its 5.1ch capability. The sound-bar is designed with physical gaps that clearly separate the left, right and the center channels. The two rear-speakers further enhance this concept by having a consistent form factor, which represents the rear-left and rear-right channels.

The innovative configuration combines 3 channels into one single sound-bar, with the total number of physical units reduced from 3 to 1, simplifying the installation process significantly. Cable management is also easier as there is only one power cable from the sound-bar instead of 3.

SONY HT - RT3 also takes into account room interiors and aesthetics. A wall-mounting feature is important in India due to space constraints, and HT-RT3 is designed accordingly to fit perfectly under the TV. With its sleek form factor, HT-RT3 blends incredibly well into any Indian home interior seamlessly.

Besides Bluetooth and One-Touch NFC, a front-facing USB port on the sub-woofer allows music/ movie content playback from a flash-drive instantly





TL 75RCH

Manufactured by : IFB Industries Limited


Designed by : Seung Ki Bae

IFB is in the midst of a revitalisation, working to deliver its most modern, safety, design and comfort innovations, and TL 75RCH is a new series of Deep Clean Fully automatic top loader washing machine with unique features and premium look. Human-centric design combined seamlessly with modern design details make it stand out in the market.

TL 75RCH has an intelligent washing system with Innovative Aqua Energie, Aqua Spa therapy, which leads to power saving and efficiency in washing without compromise. The Bubble Leveller aligns the machine with the ground and reduces vibrations and extends machines life. A premium chrome dial knob is unique to the top loader washing machine.

The 3D Wash, a special system with nozzles circulates the water 360 degree in the drum, while the Triadic Pulsator with soft scrub pads, swirl jets and centre punch squeeze the dirt out to give clothes the perfect wash.

Caster wheels make for easy mobility of the machine. A unique and special LED lamp in the drum lights up at the start and end of the program. A comprehensive 2 years machine warranty and 10 years spare part support is available with an all India 24x7 Service Network.





TL 70SDG

Manufactured by : IFB Industries Limited
Designed by : Seung Ki Bae

TL 70SDG top loader epitomises form and functionality with eye pleasing design and revolutionary Deep Clean, a magical cleaning experience that is tough on stains and gentle on clothes. TL 70SDG excels in its category in the Indian market for energy efficiency, cost effective and water saving design, which are valued by Indian customers, complementing their modern lifestyle.


The TL 70SDG contains the Ease of Wash program selection, through use of Jog dial and ergonomically designed control panel.

Its 3D wash system adds dynamic movement to the water in 360° that dissolves the detergent 100% and penetrates clothes deeper. The Smart Sense feature senses the laundry load and adjusts the wash time and water level automatically while the in-built heater ensures germ free fabrics after the wash.

The Aqua Energie, energises the water, helping the detergent work better even in hard water conditions while the Swirling Water Jets wet the clothes for better detergent efficiency.

The Smooth Crescent moon drum avoids damage to fabrics during the washing process. The Auto Softener Dispenser is a specially designed compartment to add softener. The Bubble Leveller is an indicator to identify the imbalance in the alignment of the machine with the ground.

The Efficient Air Drying system keeps the clothes fresh and new.





TL 95SDG

Manufactured by : IFB Industries Limited
Designed by : Seung Ki Bae


The TL 95SDG is a fully automatic top loader, which is a top notch product in the series from IFB. Designed and developed with a strong understanding of the Indian users and context, its contemporary design, unique aesthetics and superior finish appeal to the rational customer. TL 95SDG is driven by the powerful Triadic Pulsator deep cleaning engine, which brings a sparkle to clothes.


The TL 95SDG features a large LED display, touch controls with audio feedback and a dial knob for selection of programs. It also comprises of toughened glass and soft damping door, which closes gently along with safety features for children.

It has a program memory backup, where the wash program resumes from where it left off during power failures. The TL 95SDG is the best in quality, comes with a comprehensive 2 years machine warranty and 10 years spare part support that makes it the users' first choice.

The smooth crescent moon grooves on the drum surface create a gentle water cushion that avoid damage to fabrics. The Aqua Spa therapy and 4D Wash involve a 6 step washing process to keep clothes clean and always new. The Innovative Aqua energie treats hard water for better efficiency.

The TL 95SDG Smart Sense automatically determines the laundry load and optimises water requirement, wash time, number of rinse cycles and spinning time.





Verge LED

Manufactured by : Wipro Enterprises (P) Ltd.

Designed by : Prajakta Rokade

Verge LED is a versatile lighting solution for modern offices. Its minimal design integrates the ceiling into the luminaire, capturing the essence of the space it belongs to. It creates a volumetric lighting experience, focused around the wellbeing of the user. With its thoughtful, peripheral design, Verge LED gives best performance and thermal management.


Verge LED's innovative design captures the essence of the space within, blending seamlessly into its interior. It's thoughtfully designed LED configuration around the periphery creates volumetric, visually balanced light. With combinations of different heights of suspensions, warm and cool colors and tessellations, Verge LED led can take any space to a different level with its creative lighting ambiance and versatility.


The thoughtfully designed luminaire provides excellent visual comfort, balancing vertical surfaces along with horizontal ones, creating low contrast illumination.

Extruded Aluminium housing ensures excellent thermal management resulting in reliable performance. High end materials, processes ensure excellent fit and finish, making Verge LED a reliable and high quality product.

The back lit luminaire with high efficiency LEDs and 3-step MacAdam binning results in high energy savings. The housing, driver box are designed for efficient thermal management.

Verge LED ensures a long service life. It is equipped with an independent driver box for easy accessibility and maintenance with smart connector and pre-wired accessories.






Super X1


Manufactured by : Versa Drives Private Limited
Designed by : K. Durgasharan

Super X1, a model of Superfan, is a super-efficient ceiling fan that uses brush-less DC motor and digital drive electronics to consume 35W at 230CMM airflow. The motor, electronics and blades are innovatively designed to be cost effective, durable and sensitive to the comfort of Indian consumers. It features a remote control.

A 24VDC BLDC has been used to reduce cost of electronics and for use with solar electricity. The switched mode power supply is integrated with active power factor correction, for harmonic reduction and wide voltage operation (130 to 300 Vac). Critical component such as semiconductors and bearings have been carefully chosen to achieve a MTBF of 65,000 hours. The microcomputer monitors and shuts down the motor when under/over voltage or over load occurs. A ring formed with arc segments instead of machining a ring and ceramic magnets have been used to reduce costs. Its aerodynamic nature has been inspired from a flower like blade design - low weight and high airflow. A compact remote for speed control that doesn't break when dropped or thrown has also been provided. The indicator in the middle of the fan responds by flashing, when operated by the user.

Super X1 is packed in recyclable cardboard with minimum printing and eliminating the use of polythene bags and thermocol. The VOC free powder coating of aluminum body and blades results in increased durability.






Enticer Ceiling Fan

Manufactured by : Havells India Ltd.

Designed by : Deep Singh & Havells Design Studio

Enticer is a premium decorative ceiling fan intended for SEC A and SEC B customers. This fan would primarily be placed in the living or dining room areas and seen as appliances that augment the interior design and aesthetics of the house.

The minimalist design of the Enticer ceiling fan with subtle chrome highlights, make it easy to match it with a variety of home interiors. Parts such as the rivets and shanks, which are normally visible, are hidden by the smartly designed blade trims, which flow into the motor housing ring. The design is such that it eliminates the gap between the blade trim and motor housing, hence reducing the air cutting sound and improving aesthetics. The clean and smooth surfaces in the design also result in better air flow over them and do not allow accumulation of dirt over time.






Cloud

Manufactured by : **Symphony Limited**
Designed by : **Symphony Design Team**

Cloud is the world's first wall-mounted air cooler. Floor space available for coolers has always been a point of concern for users. Those who use desert coolers end up losing their window space to large boxy coolers. The innovative wall-mounted format of the Cloud makes the cooler free essential elements in room environment.

The Cloud has several new and innovative features, making it a best-in-class product. It is equipped with an in-built water tank and magic fill pump system to enable filling of water auto-electro-mechanically. The product has an auto clean function, with which feature the water tank can be cleaned automatically, using magic fill and drain function simultaneously. It also has a water inlet with a float valve, an inline water supply mode that ensures continuous water supply making it an unlimited water tank capacity.

Cloud comprises of cassette type cooling pad construction and I-pure technology with multistage air purification system that comes with a set of filters that work together to deliver cooler air in its purified form. It is ably complimented with a full-function LCD display remote with electronic humidity control, system restore function, and fully-closable horizontal louvers to prevent mosquitoes from entering. The Cloud enables a healthy product environment for the user due to its innumerable innovative features.





Cygnus Ray ZR

Manufactured by : India Yamaha Motor Pvt. Ltd.
Designed by : Yasuhiro Kinoshita


Cygnus Ray ZR is a 113cc scooter with “BLUE-CORE” engine and it serves as a means of self-expression for young men in their late-teens and early-twenties, who seek a more masculine-scooter that fits their personality. Thus, one of the development-goals was to draw a line between itself and existing-scooters, with its stylish design.

Three key-expressions were instrumental in guiding the design-work of Ray-ZR, i.e.: aggressive straight-line motifs that create the look and feel of layered body elements, a slim, well-modulated rear-end that evokes images of speed, and a deeply sculpted front-mask implying strength of will.

The “Matte-Green” colour scheme was fashioned after the European-fashion scene and it emphasises a futuristic appeal and dynamism, while also enhancing the machine’s curves and edges.

The body’s edge-lines were made predominately straight and arranged to create a layered appearance. The rear grab-bar in the style of a rear-spoiler strengthens the straight-line feel and the 2-level seat adds to the slim look of the rear end, further differentiating it from family oriented scooters.

Finally, the front area uses strong, straight lines to complement the newly-designed headlight and edged-visor for a deeply sculpted front-mask. The motorcycle-like moving front fender also inspires pride of ownership, helps deal with mud-splatter and harmonises with the vehicle’s overall silhouette.






YZF-R3

Manufactured by : India Yamaha Motor Pvt. Ltd.
Designed by : Hirotochi Noguchi

The YZF-R3, a 320 cc bike by Yamaha, is the most recent edition to the series of R1 & YZF-R15 already present in the Indian market. This model is marketed in both developed and emerging markets as a global model with its main users being fans of racing who are deeply influenced by MotoGP - the motorcycle Grand Prix. The YZF-R3 symbolises and leads the Yamaha brand in India.

Super-sport bike models must have design features that include aerodynamic management (controlling airflow over outer surfaces of the machine to reduce, drag and create down-force), necessary for the high speed range of over 100 km/h expected on a racetrack. Additionally, they require styling that evokes images of a full-on race machine. The YZF-R3 achieves these qualities, while also giving consideration to a greater range of customers by including functional utility for daily riding on public roads and city streets.

The YZF-R3 is a model that successfully meets and achieves these requirements - an excellent example of an innovative design solution. The R3 was engineered and manufactured under a platform strategy to share its basic components with models for other motorcycle categories. The fact that it accomplished this while still providing customers of super-sport models the kind of design (styling, riding position, etc.) they hope for, is a vital reason that R3 is an excellent design solution.






TVS XL100

Manufactured by : TVS Motor Company Limited
Designed by : Mohamed Basha Sheik

TVS XL100 is a single speed, powered two wheeler, built for multi-purpose usage and ease of riding. It is the only product in its segment serving people at the bottom of the pyramid. The affordability, reliability and ease of use of XL100 serve the mobility needs of rural population.

The TVS XL100 is equipped with a 4-stroke engine, which delivers excellent power and torque. Its unique combination of torque developed and single speed transmission allows customers to use it for a variety of purposes.

The vehicle architecture of the XL 100 allows adequate space in the front and rear to carry things as well as a pillion rider. It also gives excellent fuel economy. The main factors that contribute to the fuel economy are low friction and complete combustion by adopting multi curve automatic ignition technology at all operating speeds and loads. The compact decompression design in valve train mechanism helps achieve low kick force and easy starting across vehicles in the country. The product has been designed and packaged for providing a low step through space to facilitate different business and utility needs. The lightweight XL100 is easy to manoeuvre and helps ride through heavy traffic. The compact decompression design allows manoeuvring narrow spaces swiftly.






Vehicle Finder and Security System Transmitter (Doko)

Manufactured by : Denso
Designed by : Naveen Verma

The transmitter of the Vehicle Finder and Security System identifies the location of the 2-wheeler in the parking area. The pleasant tone and flashing indicator tones can be changed as per the user's choice. Additionally it has an intelligent alarm, which gets switched ON based on external forces in the form of impact, jerk or movement.

The shape of the Vehicle Finder and Security System Transmitter is a fusion of Lord Ganesha's symbolic shape, with that of an automobile. Its user friendly features can be controlled with 4 buttons. The transmitter is capable of identifying the location of the vehicle in a huge parking lot (similar to that of a car). The transmitter tones can be changed as per the user's choice. The transmitter is also easy to hold with a streamlined grip and has a 3-stage security alarm that detects an actual theft case.

Its superior quality and finish include chrome plating on the edges, with premium texturing. It also contains hazard lamp features such as the safety feature for driving in fog / rain / bad weather. Motion Sensitivity Control is also possible through the transmitter (enable/ disable/ change options). The Auto Security feature enables enabling as well as disabling by the user.





TVS Apache RTR200


Manufactured by : TVS Motor Company
Designed by : Ravikumar Goka Balu

TVS Apache RTR200 is a 200cc 4-valve oil-cooled motorcycle. It characterises unique engine features, best in class acceleration, innovative design, international looks, distinctive headlamp design, advanced engineering and technical excellence, together offering an exhilarating combination of sporty performance and exceptional ride comfort on highways and city roads.

The TVS Apache RTR200 has been designed on the track, without losing focus on every day usability to provide thrill and practicality for the user. It is equipped with precise racing ergonomics, race inspired 200cc engine, forward weight biased style, and loads of technological enhancements such as race derived O3C tech with Ram air assist, double cradle split synchro stiff chassis, race tuned suspension, racing double barrel exhaust, and faster cooling.

The new compact high power headlamp design with LED array is activated on ignition at night or during the day and is the signature of the Apache RTR brand. Its Roto-petal design disc brakes in the front and rear, fully digital interactive speedometer, racing tyres, FIP racing split seats, etc., come together in seamless harmony, resulting in one maniac beast of a racing machine.

With massive and aggressive sharp tank shrouds, the bike effortlessly asserts supremacy with a unique feature of asymmetrically positioned fuel cap differentiating itself from the competition.






Vitara Brezza

Manufactured by : Maruti Suzuki India Ltd.
Designed by : Maruti Suzuki India Ltd
Design Studio.

Vitara Brezza is a compact 5-door SUV from Maruti Suzuki India Ltd., designed for next generation of Indian automotive consumers. Designed and engineered entirely in India at the company's Gurgaon R&D facility Vitara Brezza is a price conscious product. Launched with multiple amenities and excellent features, it has been built upon a Suzuki C platform and is already certified by the Govt. Of India, for offset and side impact crash test norms. The focus on safety is reflected by the inclusion of front dual airbags, ABS with EBD and the Suzuki TECT. The Vitara Brezza is a winner of the prestigious ICOTY 2017 award.

The Vitara Brezza bears the perfect SUV proportion, given the overall length constraint of Sub 4 meters. It has a dynamic side body stance, side body cladding, with front and rear skid plate garnish, along with sleek headlamps, a strong front grille, and the Bull Horn LED Light Guides that add to its glamour. An industry first, the dual colour scheme makes the new Vitara Brezza a true head turner. It ensures that no matter how big the crowd is, the buyer always stands apart.

The interiors of the Vitara Brezza complement the exterior's muscle stance. Rugged and bold forms, grab handles, flip and fold rear seats, cooled glove-box, illuminated glove box, and the front sliding center armrest ensure that the vehicle offers best-in-class utilities. The all-new rugged grain for the instrument panel was developed in-house and implemented using latest the technology.






Muclear by Pneumocare

Manufactured by : Pneumocare Health Pvt. Ltd.

Designed by : Deepak Chande

MuClear by Pneumocare has been designed to help improve quality of life. It assists in obstructing the mucous clearance in the airways by subjecting the airways to high frequency oscillations during exhalations. These oscillations loosen the mucous from the walls and it is expectorated by coughing.

MuClear is the world's first hands-free device created for clearing mucus. This smoker's pipe shaped device looks attractive and involves only 3 parts for easy cleaning. It is the worlds' lightest and smallest mucus clearing positive expiratory pressure device. Its rounded contours allow easy handling and grasping, by hands or between the teeth.





Electromagnetic Flow meter

Manufactured by : Adept Fluidyne Pvt. Ltd.
Designed by : Shrish Bhagwat


EMF 6640 is an Electromagnetic Flow Meter that is used in process industries for measuring fluids. The flow meter is installed in conditions of harsh outdoors or submerged as per site conditions. The design of the product conveys precise measuring capability as well as provides robust construction to endure working environment.

The EMF 6640 weighs less and enables better handling, improved grip during installation, and improved readability/ visibility under low lighting. It conforms to IP68 for submerged installation up to 3 meters.

This precision product creates a brand connect and improved margins due to lower costs of raw material. the TOT (turn around time) is shortened and the PO to manufacturing value engineering results in less inventory and low cost supply chain product, meeting global standards and creating potential for exports.

On an emotional level, the design detailing visualises improved industrial product aesthetics. The product conveys the precision and accuracy through detailing and miniature detailing. The brand building is conveyed through colour coding and standardisation.

The EMF 6640 helps conserve energy since it requires less electricity. it aids sustainability by reducing material consumption and recycling. The cluster-based development helps increase the utilisation of micro industry resources.





Chain Conveyor


Manufactured by : **Godrej Efacec Automation And Robotics Ltd.**

Designed by : **Dattatraya Akhare**

Godrej Efacec chain conveyor is suitable for transporting unit loads in linear direction. The frame consists of anodized aluminium alloy stringers. The roller chain 10B2 DIN8187 runs on a chain slider and is driven by a de-centralised gear motor drive. Load movement is completely automated with the help of sensors.

The frame of the Godrej efacec chain conveyor is made up of aluminium alloy to provide high strength to weight ratio, better dimensional accuracy and excellent surface finish and is modular in design. The stringer facilitates the mounting of feet, drive and accessories anywhere along the entire length of the conveyor. The shaft mounted decentralised gear motor provides high transmission efficiency. Its teeth less diverting wheels are used to reduce the noise level and friction while the chain slider converts sliding friction into rolling friction, reducing the power requirement. The hammer head bolts DIN 7992 eliminates the need for drilling holes for mounting sensors, guide etc. on the frame.

The gear motor of the conveyor belt is equipped with VFD, to provide variable speed. It enables smooth start/stop, better torque control and precise positioning of pallet. Load movement is completely automated and controlled by sensors. The conveyor can communicate with each other through Profibus (Process Field Bus) or actuator sensor interface (ASi).





Roller Conveyor

Manufactured by : **Godrej Efacec Automation And Robotics Ltd.**


Designed by : **Dattatraya Akhare**

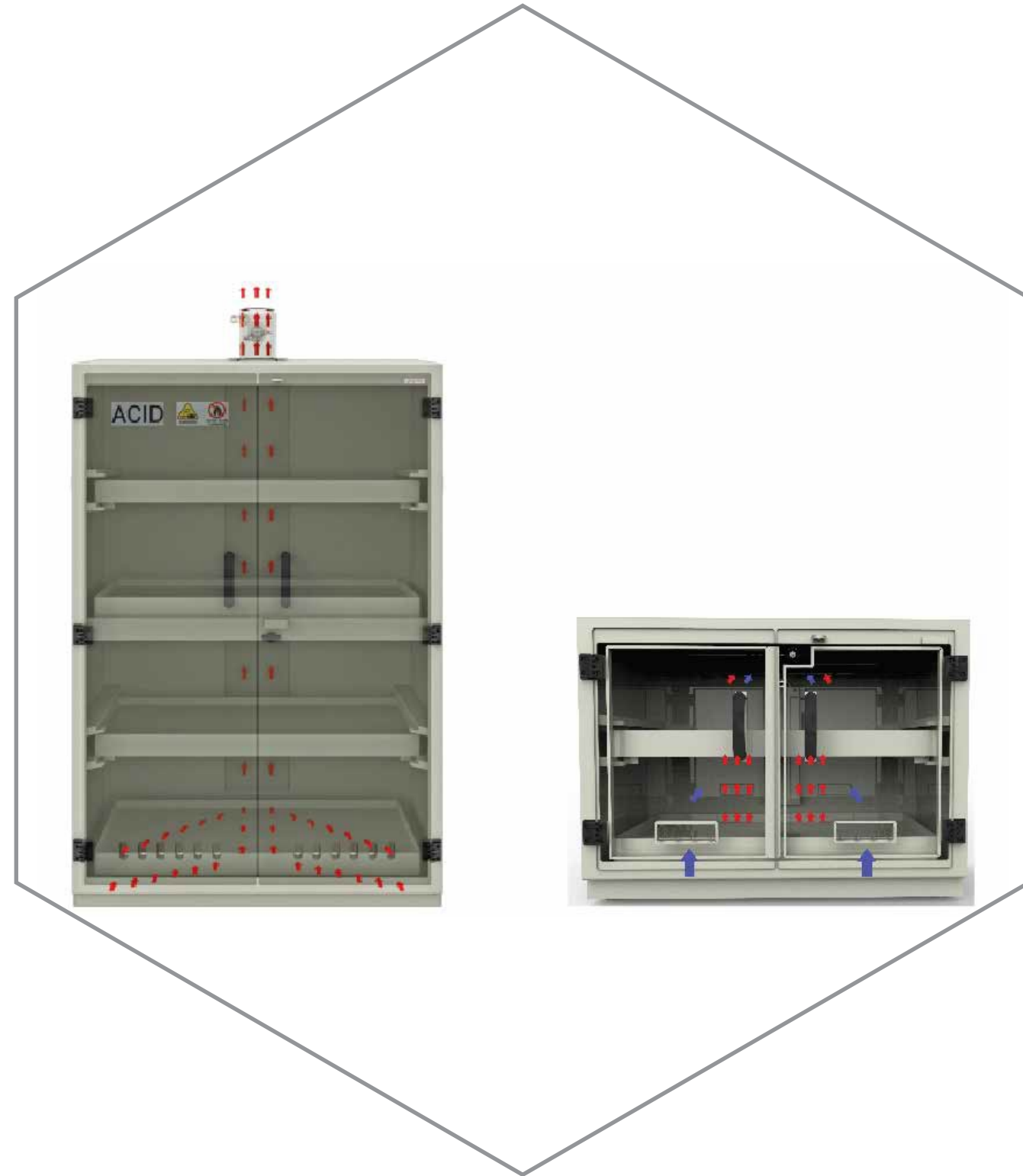
Godrej Efacec roller conveyor is suitable for transporting unit loads in linear direction. The frame consists of anodized aluminium alloy stringers. The rollers are zinc plated and are connected to each other by roller to roller chain drive. Load movement is completely automated with the help of sensors and VFD.

The frame of the Godrej Efacec roller conveyor is made up of aluminium alloy to provide high strength to weight ratio, better dimensional accuracy and excellent surface finish. The roller to roller chain drive provides high transmission efficiency. Self engaging aluminium covers have been used, which reduces assembly time and ease maintenance. Discs have been provided on rollers, which guide the pallet and enable smooth movement. The roller conveyor is modular in design, and the stringer facilitates the flexibility in mounting of sub assemblies and accessories along the conveyor length.

The hammer head bolts eliminate drilling numerous holes for mounting sensors, the guide on frame reduces assembly efforts and time. The gear motor is equipped with VFD, to facilitate variable speeds. It enables smooth start / stop, better torque control and precise positioning of pallet.

Load movement of the Efacec roller conveyor is completely automated and controlled by sensors. The conveyor can communicate with each other through Profibus (Process Field Bus) or by actuator sensor interface (ASI).





Resilience - Corrosion Resistant Cabinet

Manufactured by : Godrej Efacec Automation And Robotics Ltd.

Designed by : Dattatraya Akhare


The Resilience Cabinet is a uniquely structured chemical storage cabinet that is corrosion resistant, has spill containment, locking provision and vent fumes generated inside it. Its variants; full height and mobile units provide flexibility to labs to configure and plan their layout. The cabinet is in compliance with SEFA8P standards as well.


This is a zero corrosion storage cabinet, resilience is full body polypropylene, with no exposed metal hardware, ensuring there is no corrosion.

The cabinet provides for good air quality. Stored chemicals tend to generate fumes inside the cabinet causing the air to be contaminated. The air duct on top of the full height variant of the cabinet and at the back of the mobile unit, effectively extracts fumes. When connected to the exhaust, it carries away chemical fumes, which are both, lighter and heavier than air with a single duct line. Louvers have been provided on the front door to allow inward flow of fresh air. This maintains air flow within cabinets.

The doors of the cabinet open to a full 180°, assisting wider opening to place and remove chemicals while the liquid tight bottom sump avoids staining of floor.

In terms of safety, acids are stored according to SEFA recommended norms. Spillages or leakages are collected in removable PP trays that have a capacity of 30 kgs. of uniformly distributed load.





Aion 500


Manufactured by : Divide by Zero Technologies
Designed by : Swapnil Sansare

The AION 500 is an industrial rapid prototyping machine that works on patented AFPM (Advanced Fusion Plastic Modeling) technology, which is an enhanced version of FDM. It has a massive build size of 500 mm in each direction with multi-material printability of ABS, PLA, TPU, HIPS, PETG, with a dual extruder mechanism.

AION 500 is India's first industrial grade professional 3D printer with patented Advanced Fusion Plastic Modelling (AFPM) technology. This revolutionary machine delivers high precision of up to 100 micron layer thickness, stunning finish detail, and is sturdy. These features place the AION 500 apart from any other.

The multi-material printability with dual extruder mechanism of the AION 500 gives the user a variety of combinations to choose from for their printing needs. It supports nozzle temperatures of up to 290° Celsius and a bed heating capacity of up to 80° Celsius.

The H-BOT gantry and a ball-screw transmission enable the AION to have a 16-micron positional accuracy, carrying an ergonomic, compact and elegant design. The AION 500 is indeed an eye-catcher. It is work-place friendly, with noise levels not exceeding 55 dB even at its full speed. The AION 500 is easily monitor-able and is maintenance-friendly with low power consumption. Easy bed-leveling and a user friendly LCD interface make the AION 500 commendable in every respect.





Lifting Table

Manufactured by : **Godrej Efacec Automation And Robotics Ltd.**


Designed by : **Dattatraya Akhare**

The Godrej Efacec lifting table is used as a 90° transfer device for smoothly transporting palletized unit loads from chain conveyor to roller conveyor, placed in orthogonal direction. The cam type lifting mechanism is used to lift the pallet from one conveyor and transfer it on to the other conveyor.

The cam mechanism consists of shafts with bearings mounted offset to the shaft centre. This eccentricity provides necessary lift while bearing reduces the friction. The 4 cams are driven by a single gear motor that synchronises the lifting movement and an alignment adjuster that maintains the planarity between all 4 cams. It ensures horizontal level of the conveyor during the entire lift and transfer process.

Electromechanical mechanism is used for lifting purpose that provides a cleaner environment as compared to hydraulics. The cost effective guide roller arrangement provides precise guiding throughout the lift. The gear motor is equipped with VFD, to provide variable speed. It enables smooth start / stop, better torque control and precise positioning of pallet.

Load movement is completely automated and controlled by sensors. Sensors detect the pallet coming from chain conveyor and stops it precisely in line with the roller conveyor. The Up / down movement is precisely controlled by sensors.






Ultimus-Bottle Top Dispenser

Manufactured by : Microlit
Designed by : Atul Jain

The Ultimus-Bottle Top Dispenser is a general purpose laboratory instrument. It is designed for safe, accurate and convenient dispensing of a wide range of chemicals, including hazardous liquids, directly from the bottle. Innovative, patented features and aesthetic cosmetics, make it superior to the existing competitive products in the market.

The patented dual inlet technology allows the users to rinse the instrument, refill the reservoir and dilute the reagent without having to remove the dispenser from the bottle. This is the first ever dispenser with 4 modes in one. The design is contemporary and ergonomic, with contours and silk finish, making it the best looking dispenser in the world as per the users' feedback.

The specially designed volume adjustment knob with 180° rotation ensures easy and effortless volume setting. A unique combination of Teflon and Viton for the piston materials makes the dispenser compatible with a very wide range of reagents. An adjustable delivery nozzle allows the delivery angle to be changed to facilitate dispensing ease under demanding laboratory conditions. The unique spring-less valve technology ensures smooth and stable functioning of the valve system by eliminating possible spring jamming and chemical deposition. The re-circulation valve ensures no loss of reagent during the purging process.





Qswas


Manufactured by : Forbes Marshall
Designed by : Shashank Wanwe

QSWAS is a Steam & Water Analysis System, which helps monitor the thermal power plant in order to reduce the corrosion rate of critical equipment like boilers, super heaters, turbines, condensers and feeders, water pumps etc. The challenge is to accommodate the QSWAS systems in less space and provide flexibility to the customer.

QSWAS offers layout flexibility by saving floor space by 50%, civil work during refurbishment and multiple mounting options. It can be installed quickly since it is a completely knock down and modular plug and play design, which reduces assembly time by half. It is also easy to transport.

QSWAS is an easy to maintain, ergonomically designed system that offers visibility to gauges and access to all components from all sides for maintenance. Its modules can be kept in spare and can be interchanged easily.

Safety standards are followed by designs that are in line with ASME PTC 19.11-2008 Standard and validated by third party, TÜV, for using at higher pressure / temperature applications. Completely mechanical sampling system keeps electrical parts isolated. It is possible to keep the sampling system outside the SWAS room, thereby avoiding steam leakages in an air-conditioned room.





Thin Walled Upright for Hi-Rise Racks


Manufactured by : Godrej & Boyce Mfg. Co. Ltd.
Designed by : In-House Design Team

Rack uprights withstand heavy load of goods and other actions including earthquakes. Since it is made from thin walled, cold formed steel, the profile shape of upright is critical to avoid failure modes like distortional / local/ torsional buckling. Hence, the design of these special shapes are unique.

The upright is capable of bending, stiffening embosses and shape, is designed by experimentation, and can resist buckling of any mode/ wavelength. Impact toughness and elongations give a larger spectrum of strain energy absorptions. The design ensures stability against distortional, torsional and torsional flexural buckling that are predominant in case of a seismic activity.

The rack's slot taper design ensures wedge friction with beam connector, giving highest joint stiffness. The upright is rich in product features such as slots at 50 mm that pitch facilitate beam adjustability for varying load heights. The opening suits different bracing options while the corner radius suits aesthetics and avoids Faraday effect during powder coating.

Design features of the upright facilitate 20 different profiles from a single machine. The shape is designed such that "developed flower pattern" suits rolling 20 different profiles in a single roll forming machine.





Champ T400 Series

Manufactured by : Ador Welding Ltd.

Designed by : Girish Ishwar Lone


The ADOR Workhorse, CHAMP T400, is an indigenous 3-phase inverter based, high efficiency and power factor DC welding machine. It is recommended for project sites where easy portability / mobility, lightweight compact machines are desired, like construction of power plants, refineries, shop floors etc.

New contemporary aesthetics, global appeal, bold, and strong design gives a fresh new look to one of India's most trusted brands in the welding industry, winning confidence and trust from loyal customers.

The design has been inspired from a stocky, strong bull dog, connoting the strong bond the welder develops with Champ T400. It is cost effective because due to the following:

- It can produce moulded plastic front and back fascia with a single mould.
- The inbuilt handles and legs save cost of 2 external handles and 4 legs, making assembly faster, reducing inventory, leading to high production, and hence increased profits.
- The minimum exposed screws provide clean aesthetics and excellent fit, finish and quality.

Champ 400 series is strong yet a lightweight portable design. The robust, durable GF Nylon fascia is scratch resistant, while the control panel is neat and easy to read and its PC cover protects graphics from welding splatter, dust, etc. The large potentiometer knobs give good grip even with thick gloves.






L&T 491 – Tandem Compactor

Manufactured by : Larsen & Toubro Limited
Designed by : Saravanaraju Musuvathy Gokulan

The L&T 491 Tandem Compactor is a mini vibratory roller and finds application in road and building construction works. Best-in-class operating mass and higher frequency results in superior compaction and matchless productivity. The contemporary suspended frame design and excellent drum edge visibility ensures efficient compaction closer to road median and culverts.

Higher static linear load coupled with dual frequency and single amplitude on a novel exciter results in higher productivity, lower fuel consumption and lower carbon foot print. The sprinkler flow controller enables fine control of water spray and helps in water conservation.

The fresh air-draft created over the operator by the engine-fan and ergonomically designed operator controls reduce operator fatigue, thereby enhancing operator comfort. The aesthetically profiled suspended frame gives higher kerb clearance for efficient compaction closer to road median while a shorter turning radius results in superior maneuverability for negotiating sharp curves. The compactor's canopy contour that matches with engine hood and side console profiles provides a robust and rugged look, appealing aesthetics while depicting safety. The longitudinally mounted engine with hood that can be fully opened facilitates accessibility on both sides, resulting in excellent serviceability. The intelligent parking brake is automatically activated when the engine is shut off or the emergency switch is actuated. Auto vibration cut-off and neutral start interlocks ensure both machine and operator safety.






Crusher Bucket

Manufactured by : L&T Construction Equipment Ltd.
Designed by : Product Engineering -
Machinery Works

LTCB-20 Crusher Bucket is a construction equipment, designed in India for Indian and global markets. It enables crushing stones, concrete and dried asphalt at quarries, construction and recycling sites. LTCB-20 works on the jaw crusher principle, provides a mobile crushing solution and can be mounted on a wide range of excavators.

The novel direct-drive technology of the Crusher Bucket results in higher efficiency, higher productivity, high load rating, ease of operation and lower maintenance cost. Its dual sealing system provides fail-safe protection. Optimally designed linkage mechanism with stroke adjustment for easy breakage of stones of different input sizes results in uniform output size. The special wear resistant material and unique tooth profile used for jaws, increases wear life by 20% as compared to similar class of products. The shape of the jaws also allows interchangeability. Reverse rotation feature has been provided for quick removal of stones in case of blockage, by reversing the jaw movement. A distinctive hydraulic circuit using rugged high torque -low speed motor enables reverse rotation of jaws, thereby loosening the stones.

The Crusher Bucket is easily serviceable, aesthetically designed, yet rugged and mobile enabling crushing for road making / building material in-situ. The product look has been inspired from the piranha, which depicts speed.





Inito

Manufactured by : **Samplytics Technologies Pvt. Ltd.**
Designed by : **Chandrashekhar Nadgouda,
Gautam Sharma**


The Inito is a revolutionary device that puts a diagnostic lab in the hands of the user. It is a smart phone based medical test platform that can carry out multiple tests to check cholesterol, infections, fertility, diabetes etc. on a single device using blood, urine or saliva. Inito is smart, portable and affordable.

Inito allows multiple medical tests to be carried out with a single device. An uncompromising focus on user experience has led the Inito team to develop a patent-pending optical technology that reads multiple kinds of test strips on a single reader.

Inito's built in calibration technology ensures accuracy and reliability without requiring any complex tasks from the user. It is portable and easy to carry. The optimised hardware design has enabled the team to package the optical technology inside a timeless form.

Minimalistic design, light weight and small footprint makes Inito easy to carry and take tests on the go. The smart algorithms suggest when to take tests, interpret test results through interactive charts and send contextual alerts to the doctors in case of emergencies.

Inito is an affordable solution that is built as a smart phone attachment instead of a discrete device. This helps reduce the cost drastically by allowing the use of the available sensors, processing power and display of the phone. This design decision ensures that millions of people can afford Inito.





Jobber XL Elite


Manufactured by : Ace Designers Ltd.

Designed by : Rajarama K

The CNC turning machine is an electro-mechanical equipment, assembled using nearly 1300 individual parts. These individual parts are designed and assembled together to give an output of a precision part. It is used in any engineering industry that produces precision round (turned) components.

The design of the Jobber XL Elite comprises of a seamless surface and concealed fasteners with well-designed stickers for maintenance and safety. Its design facilitates easy servicing. All guards can be opened with just one key and no screw drivers or Allen keys are required to remove or assemble the sheet metal guards.

The machine's glossy finish not only improves the look of the machine but also facilitates easy upkeep of the product while its color combination is lively and enhances the overall look of the entire plant. The operator friendly features of the machine include a swiveling console, convenient storage of daily used tools, inspection gadgets, process drawings and documents.






ULCT Tri Shaft Range of Rim Locks

Manufactured by : Godrej Locking
Designed by : Solutions And Systems Lockss
Design Team

This range introduces fresh and relevant aesthetics along with enhanced security features. The tri-shaft retail lock has a smooth, muscular form with chunky details. The overall impression is one of strength. This is accentuated by the 3 large bolts and the diamond pattern/text engraved on the bolts.

Godrej ULCT follows a cartridge based construction. This means that the back cover is the chassis on which the entire mechanism is mounted.

The 3 shafts have a larger cross sectional area and a 30% longer throw. The latch bolt shaft and the dead bolt shaft move together. There is double security when the lock is latched and when the dead bolt shaft is engaged. The puller and the body, through their geometry and relative position, indicate the state of the lock. Both knob and puller can operate the latch, which is a convenience that greatly adds to the user friendliness of the lock. It removes ambiguity by duplicating functionality and also allows one-handed operation. The surface area of the rubbing faces of the shafts has been reduced to decrease friction and ease latching.






ULCT Tri Shaft Range of Rim Locks (Builder)

Manufactured by : Godrej Locking
Designed by : Solutions And Systems Lockss
Design Team

This range introduces fresh and relevant aesthetics along with enhanced security features. The tri-shaft retail lock has a smooth, muscular form with chunky details. The overall impression is one of strength. This is accentuated by the 3 large bolts and the diamond pattern/text engraved on the bolts.

Godrej ULCT follows a cartridge based construction. This means that the back cover is the chassis on which the entire mechanism is mounted.

The 3 shafts have a larger cross sectional area and a 30% longer throw. The latch bolt shaft and the dead bolt shaft move together. There is double security when the lock is latched and when the dead bolt shaft is engaged. The puller and the body, through their geometry and relative position, indicate the state of the lock. Both knob and puller can operate the latch, which is a convenience that greatly adds to the user friendliness of the lock. It removes ambiguity by duplicating functionality and also allows one-handed operation. The surface area of the rubbing faces of the shafts has been reduced to decrease friction and ease latching.





Navtal NXT Padlock


Manufactured by : Godrej Locking Solutions and Systems

Designed by : Lockss Design Team

NAV-TAL NXT is designed to cater to the changing needs and aspirations of the new generation with focus on aesthetics, usability, increased strength and a dash of flamboyance. It is designed to resist theft, unauthorised entry, mainly in securing residential doors, grill doors, shutters, trunks and personal lockers, etc.

The lock body form was developed with a unique shape, retaining the round identity of Godrej Navtal with which users have a very strong connect. The clinched lock design is tamper proof and it is extremely difficult to manipulate the mechanism. Ergonomically designed, the lock snugly fits into the palm of the hand and the key guide eases operation. The first of its kind Innovative transparent pack with open shackle highlights the main benefits offered by the lock. The shackle is case hardened for security and chrome plated for higher aesthetics.

The Unique P-shaped key-way easily guides the key into the lock. The P shaped key is different from the key blanks available in the market, making unauthorised key duplication very difficult. The highly ergonomically designed key also has a larger key head for easy operation and a concave depression for enhanced grip.






Adonia Digital

Manufactured by : Havells India Ltd.

Designed by : Kiba Design & Havells Design Studio

Adonia is a premium range of water heaters with digital and non-digital variants, and color changing LEDs indicating heating of water and related temperature. The product is meant for installing in the bathroom for perennial usage, as per the users' various requirements of water heating.

The light changing LED that indicates the temperature of water in the water heater tank is a first of its kind. The temperature is displayed through the plastic rather than an exposed part. The service cover is magnetically attached to accommodate the temperature indicative LED strip and ensures easy serviceability. The product aesthetically blends into almost any bathroom.





Linea

Manufactured by : Jaquar & Company Pvt. Ltd.


Designed by : Parichay Mehra

The Linea wash-basin mixer from Artize, the luxury bath brand of the Jaquar Group, is original in both its form and function. Combining sleek geometric lines, its gleaming chrome body is a tribute to minimalism.

Linea's most striking design feature is the graceful swinging motion of its spout. This also acts as the faucet's on-off mechanism. Linea's multipurpose spout pivots to form an arc that also controls the temperature of water along its curve. The user is able to enjoy the experience of cold, mixed or hot water at varying positions.

The intelligent design keeps the falling water at the centre of the wash basin away from the brim. Linea's anti-scalding feature prevents hot water from coming into contact with its chrome body allowing it to remain cool at all times.

Amalgamating innovation, artistry and refinement, Linea's pioneering design language articulates a completely novel user experience.





Euro II MCB


Manufactured by : Havells India Limited
Designed by : Narender Khatri

Havells Euro II is a switching device - capable of making, carrying and breaking currents under normal circuit conditions and also automatic fault protection in case of abnormal circuit conditions. Meant for installation in electrical power distribution boards in residential, commercial and industrial segments, its design and functional capabilities go much beyond the workings of a conventional circuit breaker.

Euro II MCB has improved operational safety and convenience. Cable connections are easy due to large 35 sq.mm. terminal size. A dual position snap pusher makes it hold onto din-rail and also makes it easy to remove individual MCBs without disturbing the complete wiring.

The design features such as terminal sealing and knob locking capability such that MCB cannot be tampered with. Air channels have been provided on the side faces of chassis covers so that air circulation is better when individual poles are placed adjacent to each other in a distribution board, resulting into a cooler operation.

Internally, the product is made from the best grade and good conductivity materials, which give the benefits of low power consumption, cost-effectiveness and energy saving.






Regalia Pantheon

Manufactured by : Titan Company Limited

Designed by : Vishal B

Inspired by the magnificent dome of the Pantheon in Rome, which has a unique coffered ceiling, the watch not only inspires awe but also induces power to the wearer. The dial is an ode to the sunken coffer design and encloses within it, a sense of reverence, for times gone by and for times yet to come.

The Regalia Pantheon bears a curved back case with stepped bezel, domed glass and a unique crown and hands profile. The dial is multi-layered and coffered, emitting a sense of elegance and power.





VIP Tube

Manufactured by : VIP Industries Ltd.


Designed by : Srinidhi A.V.

Luggage made from polycarbonate have superior strength and are also lightweight. These have also traditionally been expensive and hence out of reach for a large number of consumers. VIP Tube was designed to fill that gap, and provide consumers with an affordable and more secure alternative to soft luggage.

The unique ribbing in the VIP Tube design has allowed for optimisation between material consumption and strength. This helps achieve an economic advantage, while preserving the other desirable qualities like strength and security.

The product also offers large volume owing to its shape. The targeted users value function over style, and this product delivers both without any compromises. The texture used on the product resembles a wicker weave and improves scratch resistance compared to other similar products. The hard shells are tough and durable, which makes the product long lasting and great value for money.

The design of the bag is a modern interpretation of art deco, which invokes a sense of nostalgia. The tan coloured trims are reminiscent of leather, giving it the appeal of a classic bag. It is made of non-toxic materials and produces recyclable waste, which can be used in the manufacture of other products.



FEATURES



Stay on schedule

Manage your schedule with ease. Calendar appointment reminders sent to your wrist keep you on time.



Stay informed

Keep up with everything in your digital life with notifications for both personal messages and your favorite apps.



Stay in touch

Alerts on your watch ensure you never miss an important call. Or, you can screen your calls at your discretion.



Stay in motion

Set daily activity goals and track your steps.



Stay social

Keep up with what's happening on your social media apps – from your wrist.



Stay global

Check the time in the cities most important to you around the world.



Juxt

Manufactured by : Titan Company Limited


Designed by : Mahendra Chauhan

Juxt is TITAN'S first effort at crafting a smart wearable. All those years of creating wrist accessories helped Titan make a better smart watch. This is an analog watch with a tiny OLED display for smart notifications and activity tracking. It is a sophisticated, yet classical piece of technology, worn over the wrist.

Juxt is an analog watch with a smart function and all the smart features like call / text notifications, alarm, dual-time in an analog device with a battery life of more than 5 days.

Notifications and many other features can be controlled using an app on the cell phone. The Titan Juxt minuscule OLED display displays notifications for social media updates, messages, emails and calls. Notifications are also enabled by way of vibrations, the intensity of which can be toggled between Low and High. The Titan Juxt also comes with a pedometer to that gives a step counter - its precise activity tracker.

The smart activities have deliberately been kept to a bare minimum, giving its users only what they desire. Users can also set five locations across the world to see the local MES. The functioning too is quite simple.






Confluence

Manufactured by : Jaquar & Company Pvt. Ltd.
Designed by : Parichay Mehra

Inspired by the age-old use of bamboo in channeling water from rivers and brooks, the Confluence basin mixer by Artize, the luxury bath brand from Jaquar, has been designed to deliver a personal little stream in your bathroom.

The calming effect of naturally falling water has been replicated in Confluence by crafting a gentle flow that descends from a half-cut bamboo into the palms. The design of Confluence overcomes several intriguing engineering challenges; it ensures that the flowing water never leaves the contours of the perfectly angled bamboo inspired channel. Its unique dual-fall dispensing system also guarantees that the water arrives without creating a splash, always delivering an even and tranquil experience.

Confluence is a synthesis of true craftsmanship - a combination of exquisite detailing, form and technology that brings a gentle stream of peace and serenity into the bathroom. Its biomorphic design is the culmination of bringing one of humankind's most natural experiences of engaging with water into your hands.





Juxt Pro


Manufactured by : Titan Company Limited
Designed by : Mahendra Chauhan

Juxt Pro is the TITAN's first true smartwatch with a touch-screen interface. The smartwatch runs on the company's own Titan OS 1.0.171. The OS offers all the possible features one could imagine in an Android wearable. It is available in Stainless steel and Titanium with genuine leather.

Juxt Pro allows the wearer to track steps, distance covered and calories burnt. It has been designed to help push limits and achieve fitness goals by staying motivated with timely updates and activity trackers.

Titan Juxt Pro has been designed in two variants - black and silver case options, with an all metal body. Its full, rounded touch screen display sports an IPS LCD display. The Juxt Pro is preloaded with 20 watch faces and supports bluetooth headphones.

Notifications and other features can be controlled using an app on the cell phone. The Titan Juxt Pro displays notifications for social media updates, messages, emails and calls. One of the important features of the Juxt Pro is its safety feature that is initiated through the Titan Safety app and helps track user location by sending an emergency call to the registered emergency contact.





GAIA Water 1


Manufactured by : Gaia Smart Cities Solutions Pvt. Ltd.

Designed by : Mayuri Naik

The Water1 module is a smart water metering product. It features a complete AMI (Advanced Metering Infrastructure) solution providing ease in billing, management and operations. As the module senses the flow of water, it measures the flow accurately and transmits the data according to predetermined frequency to a server using a low power communications network. Once the data reaches the server, it is used and presented through mobile apps and web based command and control system.

The physical Gaia Water 1 module product is a custom retrofit design to existing old water meters that are currently installed across various locations by water meter companies. The challenge these existing meters pose is they are installed in remote or unreachable areas and meter reading is either impossible or not reachable. The Gaia Water 1 Module is specially designed to retrofit itself on these existing meters.

The design of the Gaia Water module had to be easily install-able by a regular plumber. Thus, the design of the module is such that it simply locks and screws onto the existing meter without need of additional expertise and / additional equipment. The Gaia Water 1 module enables users to be conscious of their daily water usage. It allows users to become more sensitive towards their own water usage patterns and identify how they can help reduce excessive use or wastage.





Syringe Infusion Pump


Manufactured by : Plenum Tech Private Limited
Designed by : Sujeet Sharadchandra Mahajan

The Syringe Infusion Pump makes it possible to precisely deliver fixed volumes of fluids (drugs, liquid food, glucose, saline) into the patient's body. The current generation of infusion devices provides clinicians with aids to calculate medication doses, as well as a variety of alerts and alarms that are related to their functions.

The ergonomic design of the Syringe Infusions Pump provides flow path to liquid, which avoids damages to the keypad, electronic circuitry, load cell etc. due to accidental drug spillage. It contains a capacitive touch key pad for parameters selection, which also eliminates the wear and tear of keypad due to non-tactile component and make it maintenance free.

The Multicolor EBTN display provides high contrast and ease to user for running and alarm conditions. Directly acted load cell on plunger helps detect the occlusion pressure ensures accurate pressure, the real time pressure dial gives an ideal about set pressure and current status at a glance.

The pump's sophistication and effortless mechanical movements with manual release clutch mechanism ease the load on the syringe by 15~ 20 secs. Servo motor drives for linear movement of plunger pusher initiate jerk free infusion. The Snap lock mechanism allows the user to slide and fit for mechanical staking of multiple pumps during transportation and storage.





ELSY 360 D Series


Manufactured by : Alan Electronic
Designed by : Systems Pvt. Ltd. Neodes

The new design of the ELSY 360 D series has modern aesthetics, and the design language of which can be adapted for other products by Alan Electronic Systems too. This design is packaged in a way that it reduces overall bulk and highlights display area, which is the primary area for doctor's interaction.

The disintegrated front and back design of the ELSY 360 D series reduces the overall product volume while the radical product architecture makes the machine more usable and serviceable. The common front and back design for the 3 variants reduces initial capital investment.

Common logic has been employed for the 3 front keyboards in order to reduce inventory and control cost. A redesign of user interface was also undertaken in order to reduce setting errors and time. In the older design, the front panel could not be seen in the dark and placements of buttons lead to error. The new design helps with quick adjustment, according to patient needs.

The anti glare keypad with anti microbial polyester film for membrane keypad facilitates in easy viewing and maintenance, which protects it from bacterial growth. Improvement has also been undertaken in the internal space optimisation, front PCB area and back connector isolation, in addition to the sealing of enclosure to pass the spillage test. The new design also has nontactile switches that improve reliability and durability.






EIE Compression Testing Machine

Manufactured by : Tech Mech Scientific Instrument
Designed by : Corporation Universal
Designovation Lab Llp.

The EIE Compression Testing Machine engages smart UI and animated graphics with HMI based advanced and user centric control. It enables complete digital recording of data with pace rate indicators. Cubes up to 200mm and cylinders up-to 150 mm-Dia and 300mm- height can be tested using the appropriate spacers. There is also a motorised hydraulic power pack with rapid approach and automatic overload protection.

The EIE Compression Testing Machine comprises of some important features such as HMI Based smart control system with animated graphics of the testing process, pace rate control and indicators, in addition to digital recording of data, which can be transfered with RJ- 45 or WI-FI connectivity. The loading capacity is of 2000 KN. Gauges have been calibrated in Kilo Newton against certified proving ring. Each frame has been tested for stability and alignment, to avoid tension failure during a test and to ensure centre loading. The pumping unit is a motorised hydraulic pack with rapid approach and automatic overload protection (5-Ltr. tin).





EIE Humidity Chamber


Manufactured by : Vindish Instruments Pvt. Ltd.
Designed by : Empathic Design Research Pvt. Ltd.

The EIE Humidity/Environmental Chamber can be used to test the specimen in controlled environment. A steam-injector, cooling-coil, heater and fan have been placed such that it improves control and uniformity of temperature and humidity with quick recovery-time. International in look and style, it comprises of a touchscreen based HMI control that adds value, along with ease of use.

Uniformity in the process is highlighted in the new design of the EIE Humidity Chamber, where the steam injector, cooling coil, heater and fan have been placed inside of the chamber. This ensures quick and effective control of the process parameters, leading to uniformity of temperature and humidity.

The entire work volume, door design and environment parameter generating units like steam generator, cooling coil, heater and fan have all been positioned such that the new design ensures quick recovery time.

The touch screen based HMI control and transparent door:
All the process parameters are displayed with creative UX and UI based HMI control, with data logging and in built help and information. The door is transparent and insulated, helping in reducing the door open time as the operator can see the inside arrangement and quickly operate with pre-judgement.






Fashion Tote Bag

Manufactured by : Jute Mills: Gloster Ltd., Ganges Mfr. Co. Ltd.,
Ballyfabs Intl. Ltd., Cheviot Co. Ltd.,
And Common Facility Cntresnational Jute Board.

Designed by : Sutirtha De

This Fashion Tote bag has been designed using hand embroidery technique of smocking on jute hessian. Embracing simplicity and a chic look, this adds beauty and volume to a flat fabric, rendering itself gracefully, to make a unique fashion statement.

The jute Fashion Tote Bag adds a high value perception to jute material internationally by way of its hand embroidered technique, utility and functionality, classic silhouette and craftsmanship that employs women. The design involves 2 types of jute fabrics that have been used to enhance texture and feel of the bag.





Collapsible Tote Bag


Manufactured by : Jute Mills: Gloster Ltd., Ganges Mfr. Co. Ltd.,
Ballyfabs Intl. Ltd., Cheviot Co. Ltd.,
And Common Facility Cntresnational Jute Board.

Designed by : Abhilasha Jhalani

This aesthetic tote bag is a collapsible jute bag and is part of a collection called 'VYA. VYA, is easy on the pocket and high on functionality and aesthetics.

Stitched out of continuous hessian jute fabric, VYA is 100% biodegradable and eco-friendly. It does not employ any metal hardware and is easy and inexpensive to manufacture. When not in use, it collapses and folds into a compact, square like flat form and is easy to store and transport.

VYA is multi functional and can be used for different purposes such as a shopping bag, carry bag etc.





Collapsible Tote Bag


Manufactured by : Jute Mills: Gloster Ltd., Ganges Mfr. Co. Ltd.,
Ballyfabs Intl. Ltd., Cheviot Co. Ltd.,
And Common Facility Cntresnational Jute Board.

Designed by : Abhilasha Jhalani

This aesthetic tote bag is a collapsible jute bag and is part of a collection called 'VYA. VYA, is easy on the pocket and high on functionality and aesthetics.

Stitched out of continuous hessian jute fabric, VYA is 100% biodegradable and eco-friendly. It does not employ any metal hardware and is easy and inexpensive to manufacture. When not in use, it collapses and folds into a compact, square like flat form and is easy to store and transport.

VYA is multi functional and can be used for different purposes such as a shopping bag, carry bag etc.





Foldable Handbag


Manufactured by : Jute Mills: Gloster Ltd., Ganges Mfr. Co. Ltd.,
Ballyfabs Intl. Ltd., Cheviot Co. Ltd.,
And Common Facility Cntresnational Jute Board.

Designed by : Abhilasha Jhalani

This aesthetic handbag is a foldable jute hand bag and is part of a collection called 'VYA. VYA, is easy on the pocket and high on functionality and aesthetics.

Stitched out of continuous hessian jute fabric, VYA is 100% biodegradable and eco-friendly. It does not employ any metal hardware and is easy and inexpensive to manufacture. When not in use, it collapses and folds into a compact, square like flat form and is easy to store and transport.

VYA is multi functional and can be used for different purposes such as a shopping bag, carry bag etc.





Miracradle™ - Neonate Cooler


Manufactured by : Pluss Advanced Technologies Pvt. Ltd.


Designed by : Mr. Satish Gokhale,
Design Directions Pvt. Ltd.

MiraCradle™ - Neonate Cooler is a non-electronic passive cooling device, which uses advanced savE® phase change material technology to treat newborns suffering from birth asphyxia. MiraCradle™ is easy to use, portable and provides precise temperature control of 33-34°C for 72 hours and costs less than 1/5th of the present devices.


MiraCradle™ - Neonate Cooler is rotomolded to avoid any sharp edge or crevice, therefore safe for neonates. To avoid contamination, Cradle is designed to have no area / edge inaccessible to the human finger. The PCM savE® FS 21 is designed to quickly lower the temperature of neonate within the required range while the PCM savE® FS 29 is designed to maintain the temperature of the neonate within the range for the complete treatment duration.

A set of three mattresses of savE® FS 29 have been used as one layer, which makes it easy to store without occupying much space. The conduction mattress has been designed to distribute the heat absorbed from the neonate proportionally over PCM savE® FS 29, thus increasing efficiency of treatment.





I Mark Recipients 2018






Multipurpose Adaptor

Manufactured by : Havells India Ltd.

Designed by : Rajesh Kumar Barik, Amit Thakur

The Havells multipurpose adaptor has been designed with beautiful curves, giving it a chic look. It has 2 additional power outlets on top and at the bottom that enable the user to use two plugs at the same time.

The elegance of the curves and profile along with its compact size, make Havells multipurpose adaptor visually very attractive. The curves are built in a manner that ensures a safe distance from the outer periphery. The indicator in the front indicates the power input when the adaptor is in the 'switched on' mode. Designed according to global standards, and as per IS1293 and IP20 (ingress protection) standards, the adaptor permits 3 different products to be used at same time, from European, Asian and African countries.






Stealth Air

Manufactured by : Havells India Ltd.

Designed by : Kumar Shaurbh

Stealth Air is an innovative 3-blade ceiling fan, which embodies free flowing organic forms into its design that seamlessly blend together to provide elegance and uninterrupted superior performance. The integrated design makes the blades and the motor housing look like a single unit. The blades have been aerodynamically designed to provide high performance, combined with the lowest levels of sound in ceiling fans (patented).

Stealth Air is a premium ceiling fan, at an affordable price. It is available in 3 colours - Metallic Black, Pearl White and Indigo Blue, which suit most modern-day interiors. The 100% rust-free reinforced ABS blades with dust and mark resistant coating help in reducing dust accumulation to the bare minimum, with a single swipe.






Hydro Pneumatic (HYPN) System


Manufactured by : Kirloskar Brothers Limited

Designed by : Abhijit Kishor Kulkarni

The Hydro Pneumatic System (HYPN) maintains a constant pressure in the pipeline and provides water as per demand (constant pressure and variable flow). It is used in residential and commercial buildings (malls, hospitals, airports, metro stations, etc.) for supply of drinking and utility water. In Industries, it finds usage in circulation / cooling and process water applications.

The HYPN system is an energy efficient solution with automatic and optimised pump operation. The solution is offered with various types of highly efficient pumps, as per application needs. Its compact plug and play design helps save space while the use of superior grade materials and panel enclosures aid trouble-free operations. The specially designed control software enables lower maintenance and smooth starting of each pump with variable frequency drive, enhancing its life. Its user-friendly Human Machine Interface (HMI) sets parameters and enables monitoring. The HYPN system also eliminates the use of multiple field devices such as complex wiring, junction boxes, etc., making it highly reliable.






i-NS80/26N

Manufactured by : Kirloskar Brothers Limited
Designed by : Prasad M Kulkarni, Sujitsinh D Patil

Kirloskar iNS80/26N pump series belongs to KBL's patented, non-clog, submersible pump series. iNS pumps are single stage, single suction submersible pumps with an over-hung, non-clogging type impeller. These pumps are basically mono-block in construction and the impeller is mounted on the extended shaft of the motor.

The pump bears minimum joints, in order to minimise joint leakages. Duck foot bend arrangements take care of piping vibrations and also help in long-life running. An innovative chain with intermediate hook arrangements, for easy lifting and lowering of the pump, making it comfortable for the user. The cable bracket that helps in the easy winding of the cable around the pumps, makes transportation of the pumps easy without any damage to the cable. The double mechanical seal fitment makes it easy for a semi-skilled person to assemble this seal. The simple stand design reduces dismantling time, allowing user to adjust the gap between suction cover and impeller easily. i-NS Pumps are available with cooling arrangement. Special electron beam cross-linked cable used for i-NS series.






AT Pump (Air Cooled Thermic Fluid Pump)

Manufactured by : Kirloskar Brothers Limited
Designed by : Santosh Shivaji Patil, Prasad Kulkarni

The Kirloskar AT pump is an air-cooled thermic fluid pump series. The pump is an integral foot mounted one, suitable up to +350C temperature. The pump's inboard bearing bush is lubricated by pumping liquid. It is intended for applications that involve thermic fluid handling, hot and synthetic oil transfer.

The AT series pumps are without a centre line mounting, which means no additional, external cooling is required for the casing. The casing cover has been designed to optimise temperature reduction caused due to long thermal barrier and surface area. The bush bearings and deep groove ball bearings are self-lubricated, preventing the need for additional lubrication. No additional cooling inlet or outlet connections are required for the bearing housing and casing cover. Maintenance-free mechanical seal design due to the seal position being fixed between bearings implies that under mechanical seal deflection is negligible. This is a non-wearing out design. The tolerance ring design is adopted to make line contact for good heat dissipation. The back pull out design ensures quick and easy maintenance. The AT series is cost effective as compared to traditional centre line mounted pumps. The impeller has been designed to back the wearing of parts and enhance bearing life by reducing axle thrust and providing impeller balancing holes.






Kirloskar Romak Pump

Manufactured by : Kirloskar Brothers Limited

Designed by : Prasad M Kulkarni, Nagesh C Nadgunde

Kirloskar Romak Pump is KBL's Metallic Magnetic Drive Pump. The Romak Pump is an end suction, single stage pump, with an enclosed impeller. The pump has permanent magnets, and is used for handling various types of clean and clear chemical liquids.

Some of the features of the pump are, zero leakage to atmosphere, one-piece 'Hastelloy C' can, liquid protected magnets for longer performance and lantern bracket drain connection that monitors leakages. Magnetic drive pump eliminates frequent maintenance or worn out parts caused by mechanical seals. Can and gasket passed in between the inner and outer permanent magnet rotors for power to be transmitted through rotating permanent magnet's magnetic field to get the impeller to do the pumping work.





SJ3 Sound Bar

Manufactured by : LG Electronics India Pvt. Ltd.
Designed by : Design Team (India & Korea)

The SJ3 Sound Bar is used for TV sound enhancement. The SJ3 delivers a superior surround sound effect with bass impact and cinematic experience, all in the comfort of the home. Its design is slim and slick, which lends it a premium look, when paired with the TV unit in home.

SJ3 Supports functions of **USB/ BT/ Portable In/ Optical In.**


Wireless Subwoofer: Superb bass without wires. Place the subwoofer where it looks and sounds the best without the worries of wires showing.

Adaptive sound control (ASC): Analyses content in real time. When the ASC detects that the user is listening to dialogue, it automatically renders crystal clear dialogue. In the case of action, it raises the bass level for greater impact.

Auto Sound Engine: The LG Auto Sound Engine optimises sound at any volume level and maintains precise frequencies at all times. This provides the appropriate sound balance, regardless of the volume.

TV Matching Design: In simplistic elegance, the Sound Bar perfectly complements its surroundings and is specifically designed to match and enhance the TV unit.

Bluetooth Stand-by: The sound starts the moment the user transfers the audio to the Sound Bar. It remains in the sleep mode, but turns on and begins playing, when the audio is sent via Bluetooth.





OM4560 X-Boom Cube

Manufactured by : LG Electronics India Pvt. Ltd.
Designed by : Design Team (India & Korea)

OM4560 is a one body solution with premium aesthetics. It is easy to install at home, as compared to traditional speaker systems. It connects with the LG TV without any wire through LG Sound Sync /Bluetooth feature.

It has major functions like **USB/BT/CD/Portable In/MIC In.**


Karaoke Recording – User can record his /her voice while Karaoke singing.

LG Music Flow Bluetooth App connectivity – User can control OM4560 through android mobile. Front panel controls with various functions can be accessed through the app.

Voice Canceller – User can sing along to any track, voice canceller reduces the existing song's vocals, so that user voice can be heard more clearly while singing.

Wireless connectivity – This function helps to connect two units to play music together through wireless option. Double the sound output with single control, creating one unit as master and other as slave.

Bass Blast – Experience powerful bass through specially tuned sound matrix. Bass Blast realizes dynamic and deep bass sound quality.





FH2 X-Boom Handy

Manufactured by : LG Electronics India Pvt. Ltd.
Designed by : Design Team (India & Korea)

The FH2 X-Boom Handy is a party speaker that can also be taken outdoors, away from the home without the hindrance of lack of power supply.

It comes with most required functions like **USB/ BT/Portable In/MIC In.**

Grab & Go – LG X-Boom FH2 has a telescoping handle and wheels. Simply grab the handle and pull your music everywhere.


Built In Battery – The built- in rechargeable battery supports up to 15 Hrs of audio playback.

Karaoke Creator – Suppresses the vocal frequencies of a song, to turn any track into a Karaoke one. Then change the key of the vocals to better suit the range of the singer, to help anyone sound like a star.

Bluetooth Connectivity – Wirelessly stream music directly from your smartphone or other compatible device for hassle free listening experience.

Shared Jukebox – Up to three people can connect via Bluetooth.

Powerbank – Charge phones conveniently via USB port in X-Boom.






Helium

Manufactured by : VIP Industries Limited

Designed by : Anindya Das Gupta

Helium is a lightweight travel bag from Carlton, a sub-brand of VIP Industries Ltd. Initially designed for Europe and the Middle East, Helium was launched in India after it became an international success. The baggage allowance limitations of airlines triggered such a lightweight design, with its cabin size weighing only 1.96 Kg.

The structure of Helium comprises of a grid-like moulded PP bottom tray that houses trolley pipes and wheels with spring steel wire frames on the sides and perforated PE board at the back. Helium is engineered to be lightweight without loosing on its volume or its functionality. The various components go through the Tumble test, Handle test, Lock test, Drop test, Wheel test etc. for testing material strength as well as rigidity in the assembled format. Helium has four wheels for easy maneuverability and its padded ergonomic top handle enhances the experience of lifting the luggage. Its medium and large sizes have a 50mm all around expander, while the cabin size has an expander on three sides. Helium is fully functional with two quick access front pockets, elastic straps to hold clothes in place, and inverted 'U' opening called the 'convipack' behind the lid. The design is minimal and youthful, which is aligned to the concept of being lightweight.






Duo-Tone

Manufactured by : VIP Industries Limited

Designed by : Anindya Das Gupta

Duo-tone is a hard luggage by Carlton, a sub-brand of VIP Industries Ltd. designed for Europe and the Middle East and produced at the company's Nashik factory. Duo-tone showcases innovative use of material through the seamless merging of two finishes on the top shell, to create a visually stunning product.

Duo-tone has two finishes on its front shell with a self-adhesive silver PC strip that covers the merging edge, which highlights the logo. The design uses material innovation as a focal point and converts it into a style statement. The film is the only colour highlight on the luggage and is a refreshing change in the otherwise industrial luggage. Duo-tone is spacious and sturdy, and its horizontal ribs provide rigidity to the shell to minimise shell thickness. This helps reduce the weight of the luggage. The luggage stands out as a style statement and is easy to spot on a conveyor belt. Inside the luggage, the 'Convi-pack' and the elastic straps keep clothes in place. The TPE handles are soft-to-touch, yet sturdy. The trolley with a serrated pipe is sturdy and makes movement smooth. The integrated flushed TSA lock adds to the security of the luggage.






Dublin

Manufactured by : VIP Industries Limited

Designed by : Anindya Das Gupta

Dublin by Carlton, a sub-brand of VIP Industries Ltd. was designed for India, Europe and the Middle East. The primary feature is the double packing straps inside, which helps users store their belongings in two stacks, while the luggage is upright. Its understated aesthetics appeal to the evolved consumer.

The double packing straps in Dublin keep the contents organised without adding much cost or weight and are easily implementable. The double packing straps allow users to pack in two separate levels even while the luggage is in the upright position. This feature makes Dublin an innovative product. Dublin is considerably lightweight, with a cabin size weighing 2.6 Kg. Padded ergonomic top and side handles help in comfortable lifting. Colour-matched hardware creates a visually seamless appearance. It is spacious, with expandable features and an inverted 'U' front pocket for last minute packing additions. Behind the lid is another 'U' pocket for conveniently using the space inside. A concealed name tag on the back helps to store useful information about the user. The design of Dublin is classy, contemporary and appeals to many users in India as well as in the international market.






Aer Plus Duffel & Duffel Trolley

Manufactured by : VIP Industries Limited

Designed by : Pratima Khadke

Skybags Aer Plus is a range of multi functional soft duffel bags and duffel trolleys for personal use. It contains many features that accommodate the various needs of an urban traveller for short trips. It achieves a sporty look through its simple form and tactile materials that convey strength and comfort.

Skybags Aer Plus Duffel gives a new perspective to packing travel belongings in an efficient manner. The urban traveller's identified needs have been addressed in the bag with smartly designed features to help with easy access to belongings when required. The front pocket has an organiser for neatly pack important items. There is a provision for packing a jacket / sweater on the outer side along with an elastic loop for holding a newspaper. Two side pockets have been provided to hold a water bottle and toiletries, and a third vented pocket for shoes / soiled clothes. Smartly placed angled grab handles help in carrying the duffel comfortably. The Aer Plus targets the organised user who pays attention to detail and defies convention. This is reflected through the superior features and materials. The bag has been designed to use raw materials wisely, reducing waste, and making it affordable.






Cignus

Manufactured by : Interio Division of Godrej & Boyce Mfg. Co. Ltd.

Designed by : Godrej Interio - Design

Cignus is part of a platform based desk range that caters to modern MSMEs and contemporary space designs across other segments too. The fresh visual language of the desk is continued across a large variety of sizes, configurations and storage options. This allows the use of the same family of desks to create cabin solutions for different zones in an office across the entire hierarchy.

The innovation of Cignus comes from the way membrane pressed boards were used to create very functional details, apart from eye catching forms and patterns. The main challenge was the unique return unit. Not only does it have to seamlessly flow into the main table but also has a cut on the side edge to rest wrists while working. The membrane process helped create a pristine white monolithic worktop. The accurate matching of the unconventionally shaped worktops was achieved through precise manufacturing and carefully added details to the joinery. The challenge of the cut for the hand rest was managed by designing a unique cutting method with special tools to ensure uniform and consistent surface quality for all manufactured worktops. This makes the Cignus desk one of a kind in the market, with a fresh appeal. The wide variety of desk configurations are designed keeping in line with the current trends, which lets Cignus blend well with modern interiors.






Tetris Pouf and MoDesk Table

Manufactured by : Interio Division of Godrej & Boyce Mfg. Co. Ltd.

Designed by : Godrej Interio - Design

Tetris and MoDesk are an innovative combination of seat and desk products. The combination of Tetris Poufs and MoDesk provides the autonomy expected by the new generation workforce. It helps in converting an informal zone into a work oriented one when needed. As a concept Tetris and MoDesk is compact, portable and huge on utility.

Tetris is a modular seating solution designed for impromptu gatherings. Often in work or social zones we need an extra seat for a friend who could join in the group dialogues. Tetris provides the ease to move it around a space because of its compact size. An added feature with a simple flip of seat gives a small surface to put a coffee mug or snack just in case you don't have the right settings for a dedicated table. MoDesk is a little desk that is truly modest at its job. Portable, stackable and an optimum size for individual work, are features of utmost importance for this desk. It is designed to provide suitable solutions for places with space constraints where Tetris and Modesk can be stacked in one small corner of the room or an aisle space. Its design, multi-functionality and clever compactness is based on our user and market study of office spaces.






Greet Chair and Topo Facet Table

Manufactured by : Interio Division of Godrej & Boyce Mfg. Co. Ltd.

Designed by : Godrej Interio - Design

Topo Facet and Greet Chair give a fresh and sophisticated outlook to team work settings. These products suggest warmth and a classy appeal to office spaces. Home materials and softer forms used, make individuals feel at home. The products are visually light and simple, easy to use and help in enhancing the work output.

'Topo Facet' and 'Greet Chair' enable grouping of teams in an office space (with the edged facet a unique tessellation is possible in cluster formation), and is best suited for visitor spaces or dining zones. Topo Facet, Topo Square and Greet Chair is a combination, helpful in a number of ways. Users like to sit on fixed comfortable chairs that give them an informal feel like working at home. Topo tables create the right balance of a formal and informal look with peppy colour schemes. Topo Facet tables are derived from a square to multiply in ways that create interesting nooks and corners for team work. The Greet Chair is suitable for spaces that require a formal appearance with a sophisticated inviting appeal of a premium hotel. Greet's design makes a simple and stylish statement in an interactive zone like a visitor space or a social hub like cafe.






Topo High Bite Table

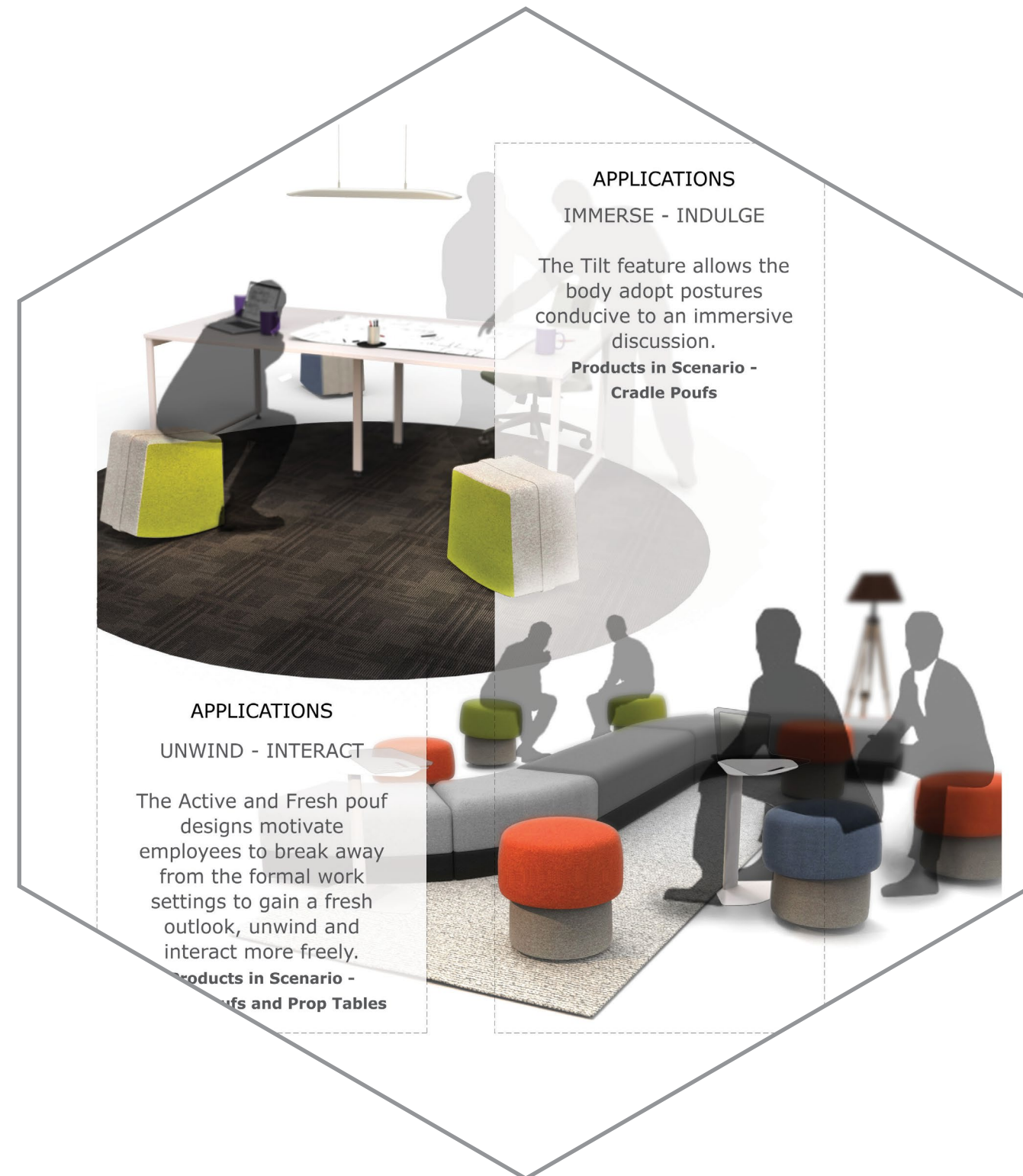
Manufactured by : Interio Division of Godrej & Boyce Mfg. Co. Ltd.

Designed by : Godrej Interio - Design

The Topo High Bite Table and Radix Bar Stool enable a high seating solution for discussions during break times. The cut in Topo Table that seems like a 'Bite' taken out of a circle helps in interesting arrangements in cluster formation. The purpose of these products is to 'interact', which is to collaborate and network with teams.

Topo High Bite can form compact close forms for small spaces, to open out flower like formations that create an impact in open lounges. The Radix Bar Stool is a casual looking high stool that brings a calm and interesting feel to a space. Its combination is possible with interior fixed elements or Topo High tables. Users like to sit on high stools that give them an overview of the entire space. Workplaces are active zones where sitting high is preferred to stay interactive and maintain a seamless eye level amongst people. Topo Bite tables are derived from a circle as a part of hexagon geometry to make it multiply in infinite beautiful organic forms for standing zones. Topo High Bite and Radix Stool lend a renewed and cultured feel to the otherwise informal meets in office spaces.






Work - Lounge Active Seating Range

Manufactured by : Interio Division of Godrej & Boyce Mfg. Co. Ltd.

Designed by : Godrej Interio - Design

Work-Lounge Active Seating encourages user movement in different applications and scenarios. This keeps the user physically and mentally active for intended tasks, be it focused individual work or team work. Active seats help avoid long durations of seating, which is scientifically proven to be harmful for the body and cognitive function.

The Work-Lounge Active range is part of Work Lounge Systems, and complements other products in the system in terms of applications and aesthetics. Loop Pouf introduces a lot of playfulness by the virtue of its shape. Besides being able to sway and rotate through its curved base, it offers ample leg space. Drift Pouf is designed as a “mobile” seat to hold impromptu discussions around workstations. Toggle Pouf is versatile and finds many collaborative space applications. The wobble of the top section is achieved through high grade industrial springs. Cradle encourages changing forward-backward tilt postures, ideal for immersive work settings due to its shape. A strap on the top adds mobility to the pouf. The Prop Laptop Table is an unobtrusive design solution, which is structurally strong while being visually light. Prop can be used with any of the Poufs or Work-Lounge Sofas.






Motion Chair Range

Manufactured by : Interio Division of Godrej & Boyce Mfg. Co. Ltd.

Designed by : Godrej Interio - Design

Ergonomic field studies indicate that static postures are associated with increasing number of health concerns. Motion is a chair designed to intuitively adapt to users' posture changes, encouraging users to be playfully active while sitting. Active seating means the body will remain alert thus bringing focus at work and better productivity.

The Motion Chair is responsive to natural postural change needs and enables active sitting resulting in overall wellness and efficiency of users- a perfect chair for creating a happy workplace. The chair has a unique seat-back rest design, which supports the back by two spine members cantilevered from the front edge of the seat and flexes in multiple axis through its large cantilever design and engineered plastic material properties. The seat is cantilevered from the front edge enabling a smooth landing while sitting and provides a synchronous flexing movement with back during posture changes. A first-in-class (globally), the back flex has a 3-position tilt limiter feature that can be adjusted for recline limits as per user requirement. Its green design enables it to weigh lesser than conventional chairs by almost 15% and it has been certified 'Green Guard Gold' with reference to emission standards. Motion is the first chair in its segment among many Indian manufacturers that conforms to stringent BIFMA X5.1 international standards for product performance.






Lagoon

Manufactured by : Interio Division of Godrej & Boyce Mfg. Co. Ltd.

Designed by : Godrej Interio - Design

Lagoon is a fully upholstered single bed that creates an entire ecosystem around itself. It consists of three major components – the bed, headboard and storage. Each of these components contribute to the multiple features that Lagoon offers, enabling the user to perform multiple activities in the comfort of their bed.

Lagoon has a large headboard with an inclined cushion at the back, for comfortable posture while sitting on the bed. The flaps on the side of the headboard provide sufficient privacy without completely disconnecting from the surroundings. It has a large deep storage which allows you to store bags, linen, blankets or cushions. The shallow storage towards the headboard is for keeping small everyday items like your mobile phone, chargers, books, stationery etc. There is a provision for a wire manager, allowing the user to pass a spike guard which would give easy access to a charging point. Lagoon comes with a swivelling desk-let attached to the shallow storage, which gives the user freedom to use a laptop or tab while in the comfort of the bed. A magazine rack and hook area also provided, which can be mounted onto the headboard and used to place objects within easy reach.






Repos Gynec Procedure Chair

Manufactured by : Interio Division of Godrej & Boyce Mfg. Co. Ltd.

Designed by : Godrej Interio - Design

The Repos Gynec Chair is a motorised chair that is used for gynecological examinations and procedures. The chair's unique architecture allows patients to be examined in the upright as well as supine positions, by adjusting the back rest. The adjustable pelvic seat provides better reach for the doctor, who can examine the patient, sitting upright as the stool, which is height adjustable.

The Repos chair's backrest angle is adjustable till 60° degrees., while its seat is adjustable till 15° degrees. The Trendelenburg position of 15° degrees angle is also possible for medical requirements. The chair can be adjusted to supine, prone, dorsal recumbent, lithotomy, Sim's, sitting and Trendelenburg positions because of the back rest movement. The pelvic movement gives easy access for intrauterine insemination (IUI) and in-vitro fertilization (IVF) procedures. These features are automated using actuators. The automatic features are comfortable for the patient and care giver as it reduces physical effort and increases quality interaction time. The chair also is made of bio compatible materials, where the back rest and seat are cushioned with PU foam with TPU film. These materials are non-porous, avoid irritation, limit bacterial growth and reduce transmission of hospital acquired infection. Repos has also been tested in-house for IEC 60601-2-52 standards, related to hygiene and safety. The actuators are Ti-motion LA27C, which are CE approved.






Axeon LED

Manufactured by : **Wipro Enterprises Pvt. Ltd.
Lighting DIV**

Designed by : **Rajesh Sangewar**

Axeon LED is a Wipro product in the Suspended LED category. Axeon comes with flexibility to connect at 120° degree to match the layout of the furniture inside modern work spaces. It uses best-in-class LED and electronic parts, with clean contemporary looks.

The clean architectural look of Axeon LED blends well with modern office interiors. It is a linear product in a range of 4ft, 8ft and 12ft long and with 120° degree extension to suit furniture layouts. Available in down as well as up-down lights, Axeon reduces eye stress while working. It is compatible with modern lighting control systems and contains in-built sensors and enhanced power saving features. Axeon is easy to install and maintain, with flexibility to suit different ceiling systems and is suitable for power on ethernet technology for enhanced power saving.






Opus LED


Manufactured by : **Wipro Enterprises Pvt. Ltd.
Lighting DIV**

Designed by : **Rajesh Sangewar**

Opus LED is designed with a combination of direct and indirect lighting, which provides soothing and glare-free lighting and is designed to suit the modular grid used in most modern office spaces.

The unique circular form of Opus LED breaks the monotony on the ceiling while the floating spherical diffuser brings volumetric lighting to the spaces. Opus has two separate light engines, which bring flexibility in controlling the lighting using occupancy or daylight sensors which, make the product more energy efficient. Circular trims can be matched to the interiors to make the work space more vibrant and joyful. Opus LED is designed to capture premium space in that application and is inspired from the circular form which, is widely used as an architectural element. Its form brings subtle contrast in the ceiling with a square grid tile. The spherical diffuser in the centre, with a floating light effect creates a pleasant surprise for users. The indirect light chamber lends a subtle ambient feel and more volumetric light.






Xline Pro LED

Manufactured by : Wipro Enterprises Pvt. Ltd.
Lighting DIV

Designed by : Rajesh Sangewar

The Xline Pro LED has been exclusively designed for Indian Metro train stations. It has a trunking system where luminaires are attached at equal intervals to maintain uniformity and glare-free lighting. Bus bar trucking gives power to each luminaire within the trunking system. This is a sleek and linear product, with flexibility to adopt the platform curve.

The linear trucking system enables a system of plug and play luminaires and has a complete aluminium body for weather-proof application. There is a provision for a sensor to control light output. The vertical illumination enables safe commute, while the special diffuser has been designed to achieve ease of installation and maintenance. The inbuilt wiring lends a clean look to this best-in-class LED with 50,000 working hours.






Stellux-I

Manufactured by : Crompton Greaves Consumer Electricals Limited

Designed by : In-House Design Team

STELLUX-I provides edge-to-edge lighting, visually held by a central button feature that promises even lighting all around with the flexibility of factory fitted sensors if needed. This thoughtful touch allows STELLUX-I to serve a dual purpose i.e. providing low glare uniform light and clutter free ceilings that modern interiors often demand.

STELLUX-I has been carefully crafted to make sure that it stands out when installed in the grid ceiling, connecting it emotionally with its intended users by not only pleasing them with its well sculpted form, but also with its unique feature of uniform light distribution. The diffuser used in STELLUX-I is of high grade PMMA material that allows formation of both the desired drop-down depth effect and the graceful carving effect at the centre. The drop-down diffuser very subtly projects light into the ceiling surface to create a visually stimulating, very pleasing and uplifting environment using minimal energy. The housing is made from high grade EDD CRCA steel, which is deep drawn to give superior strength and corner quality with no joints. With an option of mounting factory fitted sensors, one can expect clutter free ceilings.






Stellux-S

Manufactured by : Crompton Greaves Consumer Electricals Limited

Designed by : In-House Design Team

A bold new take on the standard flat luminaires, STELLUX-S's design keeps clean simplicity while dropping down the ceiling surface. Subtle enough to work with any interior while gently lighting up the surrounding ceiling, STELLUX-S's design reduces glare associated with flat fixtures and aides LG7 compliance.

The majestic marble-like stone drop down diffuser not only provides illumination as a primary objective but also provides monumental grandeur to your ceiling. STELLUX-S's design is inspired from the Taj Mahal and its architectural design is aided with the grand marble stone finish diffuser. The unibody seamless design enhances the aesthetics of this well-crafted luminaire. STELLUX-S's upward lighting component provides a more stimulating lit environment, minimising the 'cave-effect' often associated with modular recessed luminaires. The light balance in the ceiling puts the occupants' eyes at ease, reducing visual fatigue for more productivity at workplace.






Stellux-P

Manufactured by : Crompton Greaves Consumer Electricals Limited

Designed by : In-House Design Team

STELLUX-P's design sends light ripples softly into the square centrepiece creating a delightful illusion of the ceiling merging with the light. This unique profile reflects rays off the specially designed contours, reducing contrast and glare, creating a perfect ambiance. STELLUX-P is designed with flexibility of integrating sensors, providing a clutter-free ceiling.

STELLUX-P provides sophisticated perimetric illumination with lenticular surfaces for visual enhancement of spaces. The well-crafted edge-to-edge drop down PMMA diffuser not only provides illumination as a primary objective but also enhances symmetry in the ceiling layout. The unibody seamless design enhances the aesthetics of this crafted luminaire. The STELLUX-P's upward lighting component provides a more stimulating lit environment, minimising the 'cave-effect' often associated with modular recessed luminaires. The light balance in the ceiling puts eyes of the occupants at ease, reducing visual fatigue for more productivity at workplaces.






Supra LED Wellglass 35W

Manufactured by : Crompton Greaves Consumer
Electricals Limited

Designed by : In-House Design Team

Supra LED Wellglass 35W is a compact, durable and high performance product. Its fin-less design makes sure that there is less dust accumulations on the body, thereby making it a highly reliable and thermal efficient fixture in its category.

The Unique fin-less design of Supra LED Wellglass makes sure that there is low dust accumulation. The optimised design in all aspects include LED-LED orientation and MCPCB size, making it an economically designed fixture in its segment. The 5mm thick bowl-shaped glass is heat resistant and has high transmission property. There are provisions in the existing design that can allow the use of existing Wellglass fixture as a Flood Light and High Bay.






Supra LED Wellglass 70W

Manufactured by : Crompton Greaves Consumer
Electricals Limited

Designed by : In-House Design Team

Supra LED Wellglass 70W is a compact, durable and high performance product in its segment. The fins of SUPRA LED Wellglass 70W are radially designed to guide the heat away from the LEDs in the most optimised way.

The unique radial fin design of Supra LED guides the heat towards the circumference of the fixture while the design is optimised in all respects, including LED-LED orientation, MCPCB size and fins design, making it an economically designed fixture in its segment. The 5mm thick bowl-shaped glass is heat resistant and has high transmission property. There are provisions in the existing design that would allow use of the existing Wellglass fixture as a flood light and high bay.






Tibo Pull Handle

Manufactured by : Godrej Locking Solutions & Systems
(Division Of Godrej & Boyce Mfg. Co. Ltd.)

Designed by : Lockss Design Team

Tibo Pull Handle by Godrej Locking Solution & Systems is a non-rosette type handle for wooden doors, designed to satisfy aesthetics and enhance beauty of door decor. The product is intended for outdoor and indoor applications on main entrance of residences, bedrooms, office cabins and commercial space doors.

The Tibo Pull Handle is ergonomically designed with optimum width and clearance from the door that is required for a firm and comfortable grip and is suitable for left handed and right handed doors (universal design). The fixing screws are not visible on the front, while the handle enhances door superiority with concealed fixing, resulting in a clean look. The design is contemporary with smooth facets, looks minimal, sophisticated, sleek and speaks of elegance. Tibo Pull Handle is available in Satin Steel (all India favourite) and Antique Brass finish, satisfying tastes of customers across the country. The handle is protected with electrophoretic lacquer for longer finish life.






Apaar Padlock

Manufactured by : Godrej Locking Solutions & Systems
(Division Of Godrej & Boyce Mfg. Co. Ltd.)

Designed by : Lockss Design Team

The Apaar Padlock by Godrej Locking Solutions & Systems is designed keeping in mind maximum security requirements of customers in India and the external atmospheric conditions in which it will be used. The internal parts of the lock are made of special hard grade, brass material. The shackle is difficult to access in locked condition and is also resistant to cutting and sawing.

The solid rigid brass padlock body gives good strength with aesthetics and corrosion resistance for longer life. The profile of the body provides a proper grip, fits snugly into the palm and is very convenient to use. The construction of the lock protects it against physical attack, crowbar attack, cutting and twisting of shackle. The four keys provided with the padlock have colour buttons to help identify each respective user's key.






Pentabolt Aries

Manufactured by : Godrej & Boyce Mfg. Co. Ltd.

Designed by : Lockss Design Team

Godrej EVVA 3KS Pentabolt Aries is primarily used for residential applications on main doors. The lock body is mounted on the inner side on the rim of the door and key cylinder, outside. The receptacle is mounted on the frame on the inner side of the door adjacent to the lock body. The strong metal bolts engage with the receptacle and retain the door in closed position.

Ergonomically designed, the Pentabolt Aries can be operated by one hand. No fixing screws are visible on the front, while the integrated handle can be used to pull the door once unlocked. No additional handles are required. The new patented mechanism hold back feature is used for the latch to prevent lock out due to latching of the door by accident or unintentionally. 3 stage indicators are used to check the status of the lock - locked or unlocked. The fascia has a carbon fiber design with indicator icons to improve visual communication for lock operation. The reinforced receptacle consists of a long steel plate, securely fastened by multiple screws. This offers high resistance to forced opening. Ribs on the main knob give tactile signal to the user about the direction of rotation. The new square rosette adds value to the aesthetics of the door even from the outside.






Ave Mortise Handle

Manufactured by : Godrej Locking Solutions & Systems
(Division Of Godrej & Boyce Mfg. Co. Ltd.)

Designed by : Godrej Interio - Design

Ave Mortise Handle by Godrej Locking Solutions & Systems has been designed to satisfy aesthetic needs and enhance beauty of door decor. The concealed fixing screws provide a clean look and enhance aesthetics. The product is intended for both outdoor and indoor applications, such as main doors in residential and commercial establishments, bedroom doors, hotel room doors and jewellery shops.

The handle has been uniquely designed with gradually increasing cross section till the centre, and then decreasing till the end, making its grip comfortable for users of all age groups. Concealed fixing screws give it a clean look when viewed from the front. Anti-theft screws ensure sturdiness and safety from vandalism and tampering. The handle is suitable for left-handed and right-handed doors, inside and outside opening doors, eliminating the need of two different variants. The handle assembly is suitable for 28 mm to 55 mm thick doors covering large range of doors available in India. The soft edges with sufficient fillet ensure safety during usage. The handle is available in multiple finishes, which can cater to various demographical areas according to their needs. Also, the handle can be offered in any finish as per customer requirement, matching modern-day door decor and home interiors perfectly.






Corner Fetch Series

Manufactured by : Godrej Locking Solutions & Systems
(Division Of Godrej & Boyce Mfg. Co. Ltd.)

Designed by : Godrej Interio - Design

The Corner Fetch Series (Bella, Exult and Elena) of pull handles by Godrej Locking Solution & Systems are designed for aesthetic needs, and enhance the beauty of door decor. The never seen before shape of the handle is inspired from simple geometric shapes such as circle, square and triangle, where the corner is extracted from shapes for aesthetics. The handle flow speaks of confidence, strength and newness.

The handle is ergonomically designed for a comfortable grip and is suitable for left handed and right handed doors (universal design). The fixing screws not visible on the front. Its design is robust, unique and contemporary with organic curves flowing harmoniously and smoothly. The handles are available in two finishes Satin Nickel (all India favourite) and Antique Brass satisfying taste of customers across the country. The electrophoretic lacquer protection gives longer finish life.






Chris Mortise Handle

Manufactured by : Godrej Locking Solutions & Systems
(Division Of Godrej & Boyce Mfg. Co. Ltd.)

Designed by : Godrej Interio - Design

The Chris Mortise Handle by Godrej Locking Solutions & Systems has been designed to satisfy aesthetic needs and enhance beauty of door decor. Concealed fixing screws lend a clean look and enhance aesthetics. The lock is intended for both outdoor and indoor applications like main door in residential and commercial establishments, bedroom doors, hotel room doors and jewellery shops.

The Chris Mortise Handle has a unique design with gradually increasing cross section, till the tip of the handle, making its grip comfortable for users of all age groups. The concealed fixing screws lend a clean look when viewed from the front. Difficult to open by regular means, anti-theft screws on the handle also ensure sturdiness and safety from vandalism and tampering. It is suitable for left-handed and right-handed doors, inside and outside opening doors, eliminating the need of two different variants. The handle assembly is suitable for 28 mm to 55 mm thick doors, covering a large range of doors in India. The soft edges with sufficient fillet ensure safety during usage.






Flow Mortise Handle Combi-pack

Manufactured by : Godrej Locking Solutions & Systems
(Division Of Godrej & Boyce Mfg. Co. Ltd.)

Designed by : Godrej Interio - Design

Flow Mortise Handle Combi-pack has been designed to satisfy aesthetic needs and enhance beauty of door decor. Concealed fixing screws provide a clean look and enhance aesthetics. The product is intended for both outdoor and indoor applications like main door in residential and commercial establishments, bedroom, hotel room doors and jewellery shops.

The unique handle design of the Flow Mortise Handle Combi-pack is simple and a robust concept with cross section tapering from base to end, making its grip comfortable for users of all age groups. The gap between the handle and the cover plate is kept low at 48mm in order to be able to fit between the main door and safety door, where gap is less. The retrofit mechanism gives additional advantage of improved serviceability of the handle cover plate. It is also suitable for left-handed and right-handed doors, inside and outside opening doors eliminating the need of two different variants. The cover plate is held in place by four wooden screws that ensure sturdiness and safety from vandalism and tampering. The handle assembly is suitable for 28mm to 40mm thick doors, covering large range of doors available in India. The soft edges with sufficient fillet ensure safety during usage.






NEH 16 (Azor) Mortise Handle

Manufactured by : Godrej Locking Solutions & Systems
(Division Of Godrej & Boyce Mfg. Co. Ltd.)

Designed by : Godrej Interio - Design

The NEH 16 (Azor) Mortise Handle by Godrej Locking Solutions & Systems has been designed to satisfy aesthetic needs and to enhance the beauty of door decor. The design of the handle is unique in which the gap between the handle and the cover plate is kept low at 48mm in order to be able to fit between main door and safety door where gap is less.

The unique handle design with simple and robust concept and cross section tapering from base to end of the NEH 16 (Azor) Mortise Handle makes its grip is comfortable for users of various age groups. The gap between the handle and the cover plate is kept low at 48mm in order to be able to fit between main door and safety door where the gap is less. The retrofit mechanism gives additional advantage of improved serviceability of the handle cover plate. It is suitable for left-handed and right-handed doors, inside and outside opening doors eliminating the need of two different variants. The cover plate is held in place by four wooden screws that ensure sturdiness and safety from vandalism and tampering. The handle assembly is suitable for 28 mm to 40 mm thick doors covering large range of doors available in India. The soft edges with sufficient fillet ensure safety during usage.






Ultra XL+ Rim Deadbolt Range of Rim Locks

Manufactured by : Godrej Locking Solutions & Systems
(Division Of Godrej & Boyce Mfg. Co. Ltd.)

Designed by : Godrej Interio - Design

The Godrej Ultra XL+ Rim Deadbolt is primarily used for residential applications on the main entrance doors. The lock is suitable for left hand and right-hand opening doors as the design is universal. The lock body is mounted on the inner side of the rim door and key cylinder on the outside. The receptacle is mounted on the frame on the inner side of the door adjacent to the lock body.

One hand operation is the major benefit that has been offered in this design. This design allows the user to operate the latch bolt with the main knob, eliminating the need to use other hand to pull back the latch. The knob has been visually aligned on the body. This alignment required considerable rearrangement of the inner components, but greatly improves the visual ergonomics of the product. The knob provides optimum surface area for the thumb and index finger to rest for the turning action. The spring is designed to always rest the knob handle at 180. A considerable amount of design effort has been put into the mechanism to improve the feel of the knobs and the puller. The reassuring way they operate in also contributes to the area of robustness around this product. The antique brass and satin nickel finish on the body and the receptacle make the product more premium and attractive.






Ultra XL+ Twinbolt Range of Rim Locks

Manufactured by : Godrej & Boyce Mfg. Co. Ltd.

Designed by : Lockss Design Team

Godrej Ultra XL+ Twinbolt is primarily used for residential applications on main entrance doors. The design is universal and renders the same lock as suitable for left hand as well as right hand opening doors.

The lock body of the Ultra XL +Twinbolt is mounted on the inner side of the rim of the door and the key cylinder on the outside. The receptacle is mounted on the frame, on the inner side of the door, adjacent to the lock body. The prime benefit of the design is its one-hand operation, allowing the user to operate the latch bolt with the main knob. The Pullers design is like a handle directional, to rest the thumb and push rightwards to control the latch bolt shaft. It is an inverted 'L' shaped puller, which takes on an average 1/4th of the thumb. The knob provides optimum surface area for the thumb and index finger to rest, during the turning action. The spring is designed to always rest the knob handle at 180°. The safety knob is designed for directional movement and its is like an elongated tail, creating a perception for the user to pull it up or down when in use. Antique brass and satin nickel finish on the body and the receptacle, make the product premium and attractive.






Godrej NXW Bottom Mount Refrigerator

Manufactured by : Godrej & Boyce Mfg. Co. Ltd.

Designed by : Suhas Kulkarni

NXW-BMR is the first bottom-mount refrigerator, designed and manufactured in India. This is a premium segment FF category product that caters to the 380L, 405L & 430L capacities. It has been ergonomically designed, to suit an 'on-the-move' lifestyle of the modern consumer.

A number of first-time, convenience-enhancing features have been added to the NXW-BMR, such as an aesthetic aluminium extrusion handle, easy to remove breakfast trays in the door, a large vegetable storage space, a fruit tray, a foldable wine rack, and a flexi-freeze vertically expanding sliding tray. The futuristic design also includes 'Just the right Temperature' technology that calibrates each zone for a temperature range suitable to different kinds of food, in addition to a LCD display and Cap-sense touch controls, freezer light and tower LED lights.






Ultra XL+ Tribolt Range of Rim Locks

Manufactured by : Godrej & Boyce Mfg. Co. Ltd.

Designed by : Lockss Design Team

Godrej Ultra XL+ Tribolt combines superior mechanical security with elegant aesthetics in a single lock, which is primarily used for residential applications on main entrance doors. The same lock is suitable for left hand and right hand opening doors as the design is universal. The lock body is mounted on the inner side of the rim of the door and the key cylinder on the outside.

The one hand operation is the major benefit offered of this design. It allows the user to operate the latch bolt with the main knob, eliminating the need to use the other hand to pull back the latch. The Puller's design is like a handle directional to rest the thumb and push rightwards to control the latch bolt shaft. It is an inverted 'L' shaped puller, which takes in an average 1/4th of the thumb. An extra bolt called as Aldrop bolt has been added for more guarded security, which can only be operated from inside with safety knob. The knob provides optimum surface area for the thumb and index finger to rest for the turning action. The spring is designed to always rest the knob handle at 180°. The safety knob is designed for a directional movement while its shape is like an elongated tail creating a perception for the user to pull it up or down when in use. The antique brass and satin nickel finish on the body and the receptacle make the product more premium and attractive.






Vertiflow

Manufactured by : Godrej & Boyce Mfg. Co. Ltd.

Designed by : In House Design Team

Vertiflow is a fully automatic, bi-directional, continuous vertical air flow conveying system for safely handling discrete SKUs like boxes and bins in warehouses. It has the flexibility of varying conveying speeds to meet peak hour demand and handle varied sizes of SKUs having weight within 20 kg.

The completely bolted structure ensures easy dismantling and assembling, eliminating the need for welding on site. The compact system occupies less footprint and offers more space for storage. The drive mechanism within the base frame ensures installation without any floor modifications and the self-supporting structure needs no support from adjacent structures. The speed of Vertiflow can be adjusted to meet seasonal demands. its bidirectional controlled movements with functions help to select the correct level for operation. Buffer conveyors avoid delay in material transfer. The plug and play software is flexible and integrates allied automated systems like conveyors, pushers, bar coding etc. self-lubricating rollers for arms. In terms of safety, the height is ergonomically designed for workers to handle materials continuously. Safety sensors in multiple positions help in avoiding human and material damage. Vertiflow can also be stopped and restarted automatically. The components are standard and readily available, allowing easy repair and replacements. The perforated cladding makes use of natural lighting/warehouse lighting inside the system.





The Infinity Wardrobe

Manufactured by : Furlenco

Designed by : Hari Gopinathan


The Infinity Wardrobe system consists of three modules. The Master is a feature-packed two-door wardrobe unit. The Butler and the Valet modules are supporting modules that can be attached on either side of the Master unit. Since the design permits multiple combinations, the product is called The Infinity Wardrobe.

The three modules of the Infinity Wardrobe system can be combined in various ways to create storage solutions that match a person's specific requirement:

The Master Unit is a two-door wardrobe. The layout of its hanging compartment can be customised as per need, by re-arranging the 4 shelf modules. It also contains an accessory drawer with four re-arrangeable trays, an inner-wear drawer with two removable trays, a pull-out shelf, a lockable drawer, a large bottom drawer and a full length mirror.

The Butler Unit has shallow shelves in the front, a deep shelf for large objects, a laundry basket and bookshelves on the side. The Butler Unit is meant to be fitted right next to the mirror of the Master Unit.

The Valet Unit has adjustable shelves, which allows to customisation of the internal layout. This unit provides extra storage space and can be fixed on either side of the Master Unit.





The Pod

Manufactured by : Furlenco
Designed by : Keyur Vinodchandra Zaveri

The Pod combines the functions of a bed, a TV unit, a bookshelf, a sofa, a pin board and a lounge, all in a footprint smaller than a queen-size bed. It also bundles together all of a young person's tech requirements, such as TV, bluetooth music system, power outlets and reading lamp.

The Pod was designed to cater to young urban Indians. Such an amalgam of tech and furniture, combining so many features has been created and launched for the first time both in India and across the globe. Tech-Crunch USA surmises, that this could be one's best purchase. Some of the features the Pod comprises of are:

A Bed for two, of dimensions 4' X 6'6".

An Ergonomic backrest, apt for watching TV, lounging or working.

An angle adjustable TV.

A USB port and a three-pin charging point, both built into the arm rest
Includes a 2.1 music system with Bluetooth connectivity.


An adjustable reading lamp.

Additional power points under the TV mount.

Upholstered foot board that acts as a pin-board.

Spacious bookshelves on the foot end.

A foldable table for eating or for working from home.






Delta

Manufactured by : Imago

Designed by : Anand Kodbal

Delta makes for a great discussion table that makes a fresh style statement. Its sophisticated and contemporary aesthetics imbue conference rooms with energy and reflect enlightened attitudes, fueling stylish expectations. Delta is also the ultimate cafe table and perfect for cafeterias, due to a sturdy and rigid build and its low maintenance applications.

Delta is a unique product with detachable legs. It is sturdy and at the same time flexible, and adaptable to user requirements. Delta's unique design and mechanism have been registered for patent. Its powder coated, die cast aluminium legs are adjustable, converting it from a 900 mm table to a rectangular one, by only adding a beam. The glides are also unique with respect to cover and provide stability on uneven flooring. The cantilevered leg style defines immense visual simplicity.






Learn2

Manufactured by : Imago

Designed by : Shrijit Nair

Technology and new age learning need better designed furniture, which is stylish and increases learning along with student focus. Through extensive research and conversations with students and educators, a few key factors were identified that reflect and influence learning spaces. Learn2 is designed to move quickly, easily and often. With its youthful and bright looks, Learn2 is the perfect choice for learning, collaborative and interactive environments.

Learn2 is adaptable, flexible, student focused and transforms learning environments. It can be taken along wherever needed and can be arranged in any configuration desired. With its fully adjustable work surface, Learn2 adapts to each student's personal space and provides customised comfort. Learn2 offers a timeless visual aesthetic and unmatched durability. Its support arm rotates 220 to the left or right. Its non - handed design allows for work surface to be positioned right, left or centre. The design provides for ample belly room, leg and knee clearance and facilitates individual work or small to large group teams. Learn2 be used In classrooms, cafeterias, lobbies and learning centres, among many other places.






Pehelwaan Gym Equipment Range

Manufactured by : Creative Engineers

Designed by : Nitin Virkar

The Pehelwaan range of gym equipment has been designed to improve its appeal and augment user experience. The design intervention encompasses not only the look and feel of the product range but also process level interventions that help streamline the manufacturing process.

Inspired by the Mallkhamb (wooden pole), integral to an *aakhada* (traditional Indian gym) and heavy industrial equipment, the design balances new age sensibilities with an age-old icon of strength and fitness in India. Each product was carefully re-calibrated to align with ergonomic requirements based on Indian anthropometric data. The intelligent arrangement of elements egs pulleys, helps to reduce the number of elements and create increased stability. With drastically reduced material variations, multiple components are fabricated in larger quantities that brings down the per unit cost further. New technologies like laser cutting of metal pipes and tubes, CNC bending have been introduced to improve fit finish, reduce errors and time required for fabrication and assembly. The final touch is the selection of a colour combination, which takes forward inspiration from heavy equipment, bringing a solid and macho feel to the equipment.






Chuk Compostable Tableware

Manufactured by : Yash Papers Limited
Designed by : Nitin Virkar, Ramarjun Singh CA

A range of disposable tableware products, Chuk is manufactured using bagasse, an agri-residue from the sugar industry. With Chuk, the aim is to replace the menace of styrofoam and plastic tableware that is rampantly used in the restaurant and catering industry.

Chuk has been conceptualised as a modular range of tableware with numerous permutations and combinations, giving restaurants immense flexibility to serve a variety of different kinds of foods. This chemical-free, eco-friendly, disposable tableware naturally decomposes into compost within 60 days. Designed in a modular way using the smallest product, Chuk is available in a range of 9 products, with the 180ml bowl serving as the building block for the entire system. The range has been designed considering a wide variety of Indian as well as Western foods served and hence is suitable for most QSRs to adopt. A single range that can be combined in different ways reduces the need for the restaurant to stock a vast variety of inventory. Its clean design facilitates easier and better eating experience for the user. Lesser design features imply lesser material usage and hence reduced costs, without compromising on sturdiness and usability.






Microwow One Touch Casserole 1000

Manufactured by : Hamilton Housewares Private Limited R & D

Designed by : Ranjeet Sood

Microwow One Touch Casserole has been designed to serve today's fast-paced lives where busy schedules and lifestyles lead to irregular meal timings. It supports the reheating of food by placing it directly inside the microwave oven and eliminates the need to transfer the food into a separate container. It is also insulated and therefore prolongs the warmth and freshness of food.

Microwow One Touch Casserole has a unique 'One touch' button that enables the user to open the lid with one hand while his other hand has food on it. The operation of the button and the lid movement and fitments has been carefully calibrated for the comfort of the user and durability. The absence of gaps between two mating parts eliminates the entry of water between its walls, leading to unhygienic conditions. The lid has been designed to be easily detachable and enable its removal while reheating food in a microwave oven, as well as for the ease of cleaning. The casserole can also be used as a curd maker, to store ice-cream, custard etc.






Swiftron

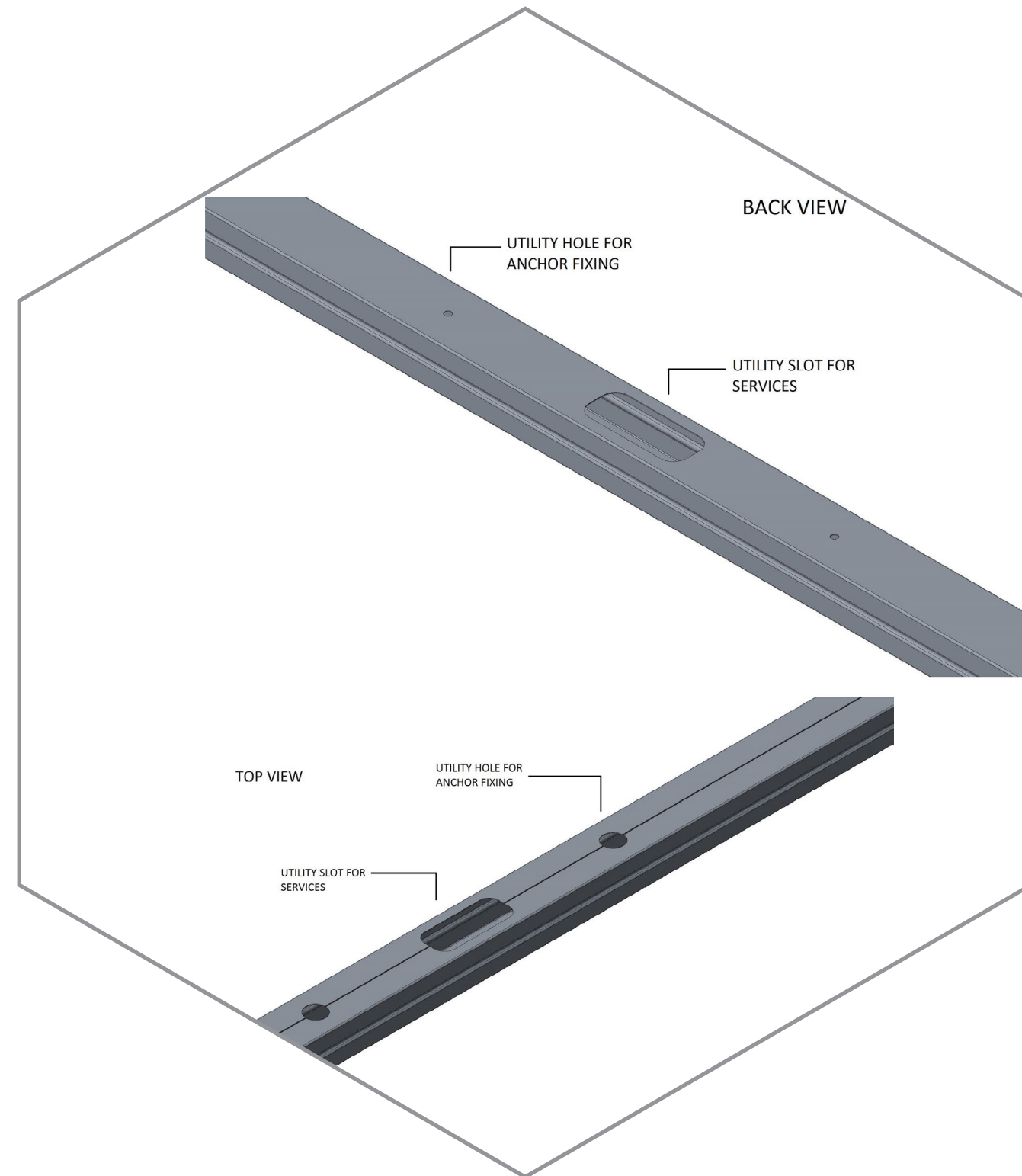
Manufactured by : Hamilton Housewares Private Limited R & D

Designed by : In-House Design Team

Swiftron is an electric tiffin that fits inside the regular hand/ shoulder bag with 2 stainless steel leak-proof containers with plastic lids. It has a detachable power cord with its own case. A LED lamp indicates power ON / OFF. Meant for indoor use only, the tiffin body needs to be wiped clean with a damp cloth and not immersed in water.

The Swiftron tiffin allows users to have fresh and hot food every time its time for their meals. This tiffin enables users to heat the food right at their desk using the standard electric power point. The cable can be stored conveniently in a separate box, which prolongs its life. The freshness of food is preserved by leak-proof containers while the stainless-steel containers reduce exposure of food to plastic, as desired by majority of tusers. An earlier version of the same tiffin achieved 40° to 45° celsius in 30 to 35 minutes. With extensive R&D carried out for this version of the Swiftron, food temperature can now be achieved at 50° to 55° degrees in only 10 to 15 minutes. There is an in-built thermal sensor that limits the heating of the tiffin to a safe level. The streamlined shape lets users store the tiffin in their office or work bags conveniently.





Closed Stud

Manufactured by : Saint-Gobain India Pvt. Ltd.

Designed by : Onkar Vikas Sakhalkar

The Closed Stud is a cold-rolled metal section, which falls under the category of construction materials. It is used in gypsum drywall partitions to provide strength, stability and robustness and is installed vertically, between the ceiling and floor channel to divide or create living spaces. It also houses utility slots and holes for passing services and anchoring.

Near-Closed Profile: Featuring a 1mm gap between end 'lips', it avoids the section to be produced by hot rolling. Also, as a cold rolled section, it is possible to achieve a high rate of production with superior dimensional control.


Metal & Finishing: A 0.6mm thick galvanized Iron sheet is used and cold-rolled from specially processed UltraSteel™ sheet, which involves a patented rigidisation process that increases the strength of the base metal.

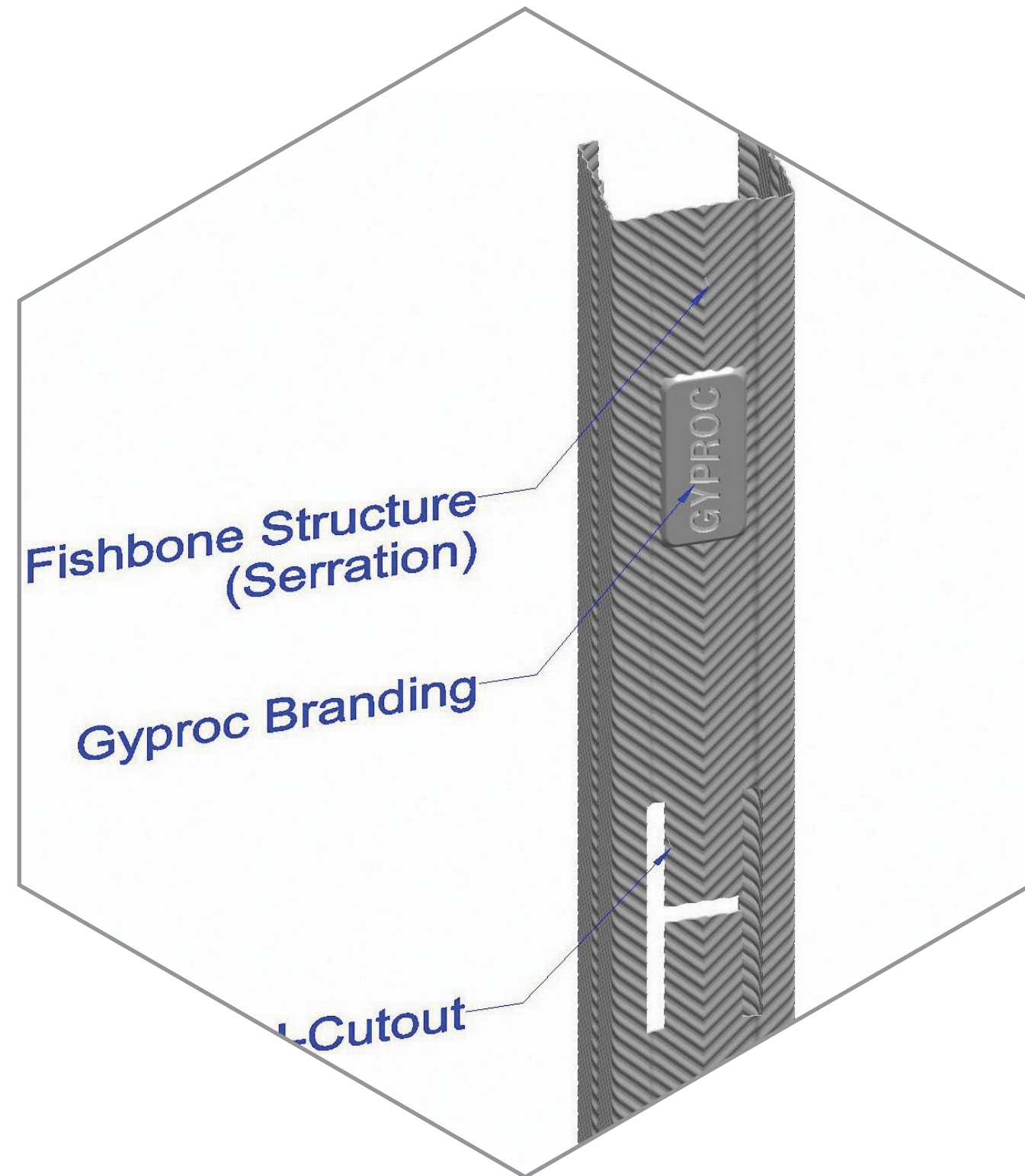
Utility slots: A rectangular slot of 75mm x 30mm at 1000mm along the section length allows services to pass through the partition.

Ease of Installation: The section offers all four sides for fixing, which makes it possible to create a 'T' junction without any additional metal section.

Noggin Channel: 'Closed Stud' with 'L' bracket used as a noggin channel makes installation very easy.

Performance: With a 1mm gap between lips, the vibration path is discontinued, which delivers better acoustics.






Gypserra Sections

Manufactured by : Saint-Gobain India Pvt. Ltd.
Designed by : Rizwan Ahmed

The “GypSerra® Stud” are cold-rolled metal sections that fall under the category of construction materials. “GypSerra® Stud” is a primary metal component of drywall framing. It is made up of GypSerra® Technology, special hardening process for metal sheets, which increases strength and reduces bending, twisting, sagging in sections and lends a unique look.

GypSerra® comes with a unique fish-bone serration, which gives it a unique look. Its load-bearing capacity gives the section more strength (up to 10% more than available sections in the market of same dimension and material) and good twist, bending and axial load bearing capacity as compared to plain section. The screw retention has twice the effective thickness of base metal thickness, which increases the screw retention compared to plain sheets. Special H-cutouts have been provided with every 600mm to facilitate service management. These H-cutouts can be opened manually on site when required. H-cutout once opened provides flat resting to pipes and conduit, avoiding damage. GypSerra® section is cold formed with in-process embossed Gyproc® logo, which gives the section a unique look and also provides visible branding to avoid duplication at site.





FZ25


Manufactured by : India Yamaha Motor Pvt. Ltd.
Designed by : Akihito Izumi

Developed with a newly designed air-cooled, 249cc, high-torque fuel-injected engine on a lightweight frame, the all new FZ25 has been enabling the joy of control, as the rider intends. FZ25 came into existence in India as a “Powerful, Mid-class, Street Fighter” in 2017.

Machismo Design: - The design emphasises the senses of mass forward layout and down force, which evokes the powerful muscles of an athlete.

Tremendously Powerful Machine:- The new 249cc single-cylinder engine has been proven on sport bikes in the Japanese market and fine-tuned and optimised for Indian traffic conditions. Developed with Yamaha’s new generation engine development ideal - ‘Blue Core’, FZ25 comes with a maximum power output of 20.9 PS at 8,000 rpm and a maximum torque of 20 Nm at 6,000 rpm.

Practical and Easy to Handle:- FZ25 is lightweight (148 kg. kerb weight), which in turn is easy-to-use on a daily basis. The rider and tandem seats are designed with a balance of shape, cover material, and cushion thickness, to ensure a great fit.






Ezetap Duo 3

Manufactured by : Ezetap Mobile Solutions Pvt. Ltd.

Designed by : Abhijit Bansod

Ezetap Duo 3 is a cutting-edge payment acceptance mPOS product. Made in India, it is the world's thinnest contact-less device in its class. It integrates with smart phones and devices through a dedicated app and enables users to accept and make payments using any credit or debit card, at any place or time.

The sleek and robust design and finish of Ezetap Duo 3 makes the user trust the technology within intelligently designed slots to accommodate both swipe and EMV chip and contact-less cards. The large and bright display along with ergonomically comfortable form and size creates a better user experience. The touch buttons with strategic depressions and haptic feedback minimises the chances of mistakes. It is the only contact-less mPOS device with a unique capacitive touch technology in the market. The matte finish of the product gives it a sturdy look, while the orange accent on the rim gives it a playful tone, keeping it from giving a feel of a complex technical gadget. There are proper indications that use clear graphics near the slots for cards and charging points. The Ezetap Duo 3 exceeds performance standards and is certified for global payment standards such as EMV, PCI-PTS, Visa, Master, Amex and Rupay. It is the only device that has an interface capability on multiple communication mediums such as USB, Bluetooth and Serial port.





MIKO My Companion

Manufactured by : Emotix
Designed by : Emotix (RN Chidakashi Technologies Private Limited)

MIKO is India's first companion robot with the ability to engage, educate, and entertain a child, the Indian way. Designed keeping children in mind, MIKO is safe, light, round edged and portable. It engages in conversations, understands the likes and dislikes of children and aids in overall development of a child. Crafted for children above 5 years of age, MIKO helps them play, learn and grow.


Lights and Emotions: The ears and side rim lights use RGB colors to depict emotions.


Display: MIKO's display has a curved projection lens to compensate for curvature of the screen, rendering a lively and premium look.

Global Certification: MIKO passes EU child safety standards (EN-71 and IS-9873) and is globally certified. It is screw-less, child friendly and bears no pointed parts.

Charging: Rechargeable battery and USB charging have been provided at the back.

Wheel Loading Safety: The wheel axle is connected to motors through the trans-axle gear assembly, enabling it to pass drop and impact tests.






E-Burette

Manufactured by : **Microlit**
Designed by : **Atul Jain**

Microlit's E-Burette is a state-of-the-art motor operated electronic burette, designed to give the highest accuracy. With motor controlled filling and dispensing, interactive graphical UI, touch screen enabled control panel and three different speeds of operation, the E-Burette is a leading solution for performing accurate Titration in real lab conditions.

The touch screen control panel of E-Burette allows three pre-set speeds including drop-wise. This helps in achieving the end point very accurately. As per ISO 8655-6, Section 7.7.2, "Dispensing results are largely affected by the piston speed in all kind of piston operated volumetric dispensing devices". This is applicable to existing digital burettes, where dispensing is done manually through a rotating wheel. The wheel rotation speed is not fixed and varies from user to user. These abrupt changes in speed lead to inaccurate and imprecise results. The motor controlled piston movements of Microlit's E-Burette rules out manual-hand-wheel-operation and inconsistencies arising due to variations in user speed as it is individually calibrated at all three pre-set speeds. This eliminates human error making it real automated motorised burette'. The external components of the instrument are made up of specially selected glass filled polypropylene. This ensures high mechanical strength and high dimensional accuracy of components.







Hospicuff

Manufactured by : Pneumo Care Health Pvt. Ltd.
Designed by : Deepak Chander

Hospicuff is used to restrain patient from harming himself in critical care, by cuffing his limbs to the bed-rails of his bed, replacing the currently used gauze and bed sheets. Hospicuff can be connected in 20 seconds and removed in 3 seconds, making it the fastest attachable patient restrainer in the world.

Hospicuff has been designed to be used for patients that require long-term use of the clamp. It is lightweight, soft, break resistant, breathable, flexible, and comfortable, with infinite adjustment of lengths at both limb and bed rail level. It can be assembled in less than 20 seconds and be removed in less than 3 seconds by a unique locking mechanism without compromising on its structural ability to withstand violent patient movements. The Hospicuff truly presents major advancement in the world of patient restrainers globally. In acute emergencies, time needs to be devoted to treating patients. Crucial time is lost in preparing the patient as they have to be physically restrained by pinning down with bed sheets and gauze, ultimately inflicting more harm by the severe abrasions caused by these crude methods apart from time wasted. Hospicuff cuts down all this wasteful crucial time and is attached to the patient in seconds.






LMW Mini Ring Frame LMR9

Manufactured by : Lakshmi Machine Works Limited
Designed by : Mr. Dakshinamoorthy

Mini Ring Frame is a continuous production machine with 32 spindles for yarn manufacturing in the small scale cooperative segment. It reduces manual operations and ensures continuous production across the day with consistent quality and is also capable of running with solar power.

Cone winding (usually a separate machine), is provided with the machine to wind the yarn from cop into packages of 1.5 Kg cone form and aid in easy handling of the produced yarn. This mini ring frame is capable of running with renewable energy sources to produce high quality yarn. Photovoltaic panels of 2.5 kW power generation capacity can be used to drive the machine. Standardised parts are used for easy maintenance, spare parts availability and low cost.





Intellifresh IF 515 C

Manufactured by : Whirlpool
Designed by : Ritesh Ramankutty

Whirlpool Intellifresh is the latest range of Double Door Frost-Free Refrigerators launched by Whirlpool in August, 2017. It is available across India, SE Asia, Middle East and Australia. An international design with clean and progressive external aesthetics complimented by a Touch User Interface Panel, it targets high end consumers.

Whirlpool Intellifresh refrigerators have the following features with many of them being industry firsts:


Intellisensor Technology: The 3 IntelliSensors along with an Intuitive Logic Chip sense, adapt and control the cooling, to deliver long-lasting freshness.
Touch User Interface: With superior sensorial experience controls, the refrigerator temperature externally.

Seal Fresh Crispers: These crispers ensure prolonged freshness and vitamin retention, wherein sealing gaskets provide precision Air Flow Control.

Adapter Shelves: These shelves provide inch-by-inch flexibility to manage space which is 6-8 times more than a conventional refrigerator. Also, these shelves can be shifted up or down with ease even when they are fully loaded.

Water Cassette Docket: This feature solves the Universal Consumer problem of water spillage during ice tray filling in an innovative way.

Micro-block: The micro-block additive in the internal refrigerator components prevent bacterial growth and hence preserves the food items better.






Safety IV Cannula with or without Injection Port


Manufactured by : Hindustan Syringes & Medical Devices Ltd.

Designed by : Vigmed AB

Safety IV Cannula is used for intravascular access for short term peripheral cannulation for infusion of medicaments. A protection device SIP (Sharps Injury Prevention) CLIP made of plastic is provided. SIP CLIP prevents accidental needle stick injury, by encapsulating the tip of used introducer needle, post cannulation.

The Safety SIP Clip of the Safety I V Cannula is the first needle protection device in pure polymer, therefore eliminating the possibility of scratching / particle generation. The SIP Clip encapsulates the tip of the used needle when the needle is extracted from the catheter, post cannulation and prevents accidental needle stick injury. It provides automatic passive safety eliminating the need for additional action by the user and is activated by a precision designed bump on the needle that activates exactly the same way, every single time. The Safety I V Cannula is safe, simple and user friendly and needs no introductory training. There are two brand variants, the Cathula Tip Clip with FEP Catheter and the Cathy SIP Clip with Volex Catheter, both assembled on fully automatic machines, untouched by hand.





Acon LED Street Light


Manufactured by : Suveg Electronics
Designed by : Cosire Innovations Pvt. Ltd.

Acon LED street light has been designed not just to give it an aerodynamic appearance but also to make it more lumen efficient, tiltable to cover different widths of roads and making it modular so that different capacities can be made from the same dies, for different roads.

Instead of a conventional LED Street Light which is totally made in Aluminium die cast, ACON has been designed so that the driver casing and mounting is of Aluminium die cast, whereas LED section is made from extruded Aluminium heat sink, which provides better flatness to dissipate heat from the LEDs, leading to better efficiency. Glass can be avoided and IP66 protection is provided to the LEDs by modular Lenses. This further increases the lumen efficacy.

The arms for holding the heat sinks are in different shapes as shown in pics, so that different widths of heat sinks can be accommodated. A smaller die cast body has also been made so that the same arms as described above can be used to make a smaller capacity light.

Arrangement of tilting the heat sink around the arms has been provided to suit roads of different widths.






Wood Router Machine

Manufactured by : Joginder Electrical Works

Designed by : Jagseer Singh Grewal

The wood router machine by Joginder Electrical Works has been designed for carpenters and skilled persons in the wood-work industry.

The wood router machine helps reduce costs and increase profit margins. Its design features benefit manufacturers in terms of customisation of parts, reduction of parts, volume of product, reduction in material, etc. It is an extremely balanced product that is safe while working. Aesthetically, it is pleasing and its body profile can be changed to liking.





University Seating


Manufactured by : Imago
Designed by : Shrijit Nair


University Seating accommodates a wide variety of individuals. Higher education is now a network of informal learning environments and non-traditional teaching spaces. The product is developed considering all the relevant aesthetics and safety norms.

Floor-mounted bases support swing-away arms while the self-returning swivel seats automatically align when vacated for a clean, orderly look. Large continuous table tops provide more space for writing or computing than tablet arm seating.

Today's lecture halls need to accommodate different teaching styles. The 360 Degree option allows students to turn completely around to engage with students in the row behind them, which makes lecture halls more collaborative than standard fixed seating.

Rotating seats enable students to form breakout groups and teams quickly and efficiently. Yet, stationary bases and automatic memory seat returns maintain an uncluttered room appearance. This reflects the shift from passive to active learning and provides more space per student than typically used in conventional lecture-based teaching.






Smart Solar Geyser and Smart Electric Geyser

Manufactured by : Genius Industrial Services
Designed by : K Gururaj

The Smart Solar Geyser has been invented specially for rural application. It is a pressure-less tank and gives instant hot water. It saves 50% water and can be used in multi-housing complexes. The Smart Electric Geyser too saves 50% electricity and can be used for residential purposes. There are 4 patents on both the designs.

The Smart Solar Geyser is easy to install and maintain on any kind of roof, from seven star hotels to small huts in deep forest. It gives instant hot water, with no wastage of cold water. Its slim rectangular design fits into any size of bath rooms.

The Smart Electric Geyser is also easy to install, has a compact shape and attractive design and can fit into small and compact bathrooms. It gives instant and continuous hot water to the built capacity. It is completely controlled by a micro-controller. Cold water is blocked during heating and usage, so the wastage of power is ruled out. This is completely a pressure-less geyser, eliminating the threat of thermal runaway and explosion.






Physiotherapy Machine

Manufactured by : Biotech
Designed by : Desmania Design

Healer combo as an equipment includes almost all the electrotherapy currents and dual frequency ultrasound with possible combination therapy of two modalities that allow delivery of a full proof therapeutic treatment with the most advanced scientific insight. Electrotherapy waveform in combination with ultrasound provides effective pain reduction in minimum time.

The distinct design features of the physiotherapy machine include:

A provision for 3 patients or 3 treatments that can be given simultaneously.
Constant current output.
Dual independent electrotherapy channel.
Single ultrasound applicator with dual frequency of 1 and 3 MHz.
Large 5.7 inch graphical LCD.
Digital control by optical encoder.
Electrotherapy and ultrasound treatment can be used in combination for better results.
Clinical library.





Body Cavity Illuminating Device And Medical Grade Hd Camera

Manufactured by : Electronic Endoscope Products
Designed by : Logic Fruit Technologies Pvt. Ltd.

LED Temp warning: Warning on display if temperature is nearing unsafe zone. This allows time to arrange replacement. Auto cut-off on reaching unsafe zone.

Color Integrity: Use of CPC technology instead of glass lens, thus white light for longer period. Fall resistant up to 3 feet height.

Safe Light: Light Cable detection. Enters Standby when no light cable.

Scope Safety: Broad and Narrow Telescope selection for fiber safety.

Operating Condition: 5-40°C, 30-95% Relative Humidity.


Replacement of resistive touch with capacitive touch.

UI changes to memorize last used settings.

Favorite setting selection.

New thermal management solution with lenses optics design.

New cabinet/enclosure design for improved thermal management.





Centaur

Manufactured by : VIP Industries Limited
Designed by : Anindya Das Gupta


Centaur duffel trolley by VIP Industries Ltd. is designed for the Indian market as a transitional product between long haul and short haul products. Centaur has many features like its expandability, its ability to stand upright, the multiple carrying facilities and its visually appealing design that makes it stand apart.


The affordability of duffel and duffel trolleys makes them a favourite for short distances. Most duffel trolleys have limited space and do not accommodate for any increase of contents during travels. Centaur solves this by adding an expander.

The construction of Centaur is modified to have a lid-like opening with expander. It is a new generation duffel trolleys that bridge the gap between duffel and upright luggage. The innovative features of the Centaur make it apt for both long and short distance travels.

Centaur can stand upright on its plastic feet. If the user stops while towing Centaur, they can keep it upright and again continue towing it without having to bend down and pick it up.

Centaur is a sporty and youthful bag with a play of bright colour and different tones of grey adds to the sportiness. Red highlights echoes the logo and makes the bag more appealing.





i-CM Canned Motor Pump


Manufactured by : Kirloskar Brothers Limited
Designed by : Prasad Kulkarni, Sangram Chavan

Kirloskar Innovative i-CM Pump is a KBL Canned Motor Pump series under the sealless type of centrifugal pump. This pump is intended for applications where leakage of the pumping fluid to the atmosphere is nil. These compact pumps are mainly used in process industries like petrochemicals, nuclear, refrigeration etc.

The zero leakage of pumping liquid reduces wastage of precious industry liquids. Indirectly this helps achieve higher productivity. Also, it helps maintain a clean and safe pump working environment and thus contributes to “Swachha Bharat Abhiyaan”, in an industrial working environment.

Frequent maintenance of worn out parts related to gland packed or mechanical seals are completely eliminated by using this Pump. i-CM Process Pump is a cost-effective solution as compared to traditional metallic process pumps fitted with double mechanical seal and API plans, which are used to achieve zero leakage.

The pump is compact and light in weight and bears features with respect to safety and condition monitoring. It creates a safe and hazard-free environment. The pump comprises of winding temperature sensors and a flame-proof design and a bearing wear monitor and dry run indication.






Czar

Manufactured by : Ceat Ltd.
Designed by : Ambalal B Patil

There are two main tyre technologies, depending on the construction of the structure - the 'Bias' or 'Diagonal' and the 'Radial'. Tyres are further divided into various categories depending upon the vehicle, terrain, load, speed, with tube or tubeless, position of the wheel like front / rear, season / weather and application.

Fast and complete water disposal by the Czar helps avoid any slippage during wet rainy road conditions. The spiking blocks cut through sludge anchors on the hard terrain below the sludge, thus guaranteeing off road grip. Czar Tyres use specialised compound, making the performance perfect for every terrain and climatic condition creating higher traction. The block arrangement ensures effort free rolling and comfort, along with its stylish sidewall engraved graphics. The three main attributes that CEAT has formulated for the Czar are: Durability (foremost to meet the customers' requirements of durability and grip on the product), Grip of the tyre and Robustness / Sturdiness of the tyre.





Ecoware Food Box with Lid

Manufactured by : Ecoware Solutions Private Limited
Designed by : Rhea Mazumdar

The Ecoware food box is a biodegradable takeaway container that is made from renewable biomass. Sturdy and versatile, these containers can handle hot and cold foods. They are grease and water resistant, with a leak proof and secure lid-perfect for food deliveries. The box is microwave and freezer safe.

The food box is made from sugarcane pulp (bagasse) packaging, which is extremely durable, lightweight, inexpensive, and biodegrades in 30-90 days once exposed to natural or commercial composting conditions thus positively impacting the environment.

The box can be heated up or frozen, and it has no taste, odor, or harmful additives. This makes it an ideal alternative to traditional polystyrene meal packaging for the food services industry.

The box has a unique rough outer surface to increase grip for end users, hide fingerprints and reduce part wear from friction. The interior surface has a smooth surface to prevent food, especially liquids, from sticking to the sides thus negating the need for any coating or laminate.

The box uses a crosshatched rib pattern inside the cored out area to increase strength and avoid sink. This allows boxes to be stacked and transported in bulk.

